

Analysis of Students' Feedback Data for Academic Session 2024-25

P B College, Gauripur, Dhubri, Assam

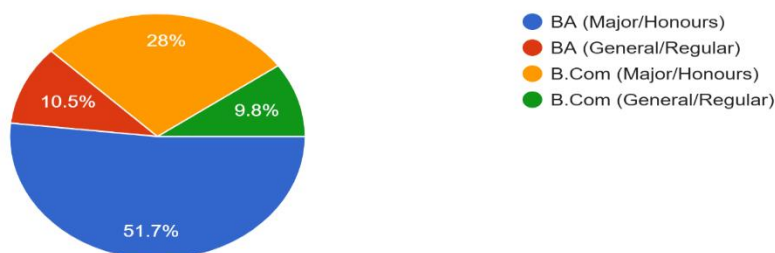
(Data Covered for BA & B. Com degree courses for Major & Minor of all the students)

Section A: General Information of Students

1. Course of Students of the students:

Course of Study

143 responses

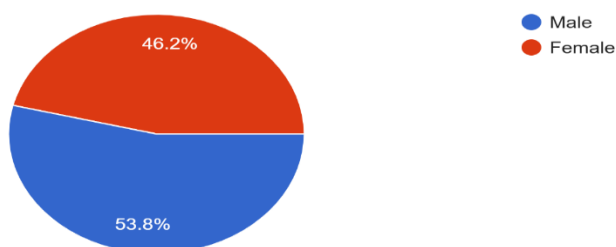


	BA Major/Honours	BA General/Regular	B.Com Major/Honours	B.Com General/Regular	Total
No of responses	74	15	40	14	143
In %	51.7%	10.5%	28%	9.8%	100%

2. Gender

Gender

143 responses



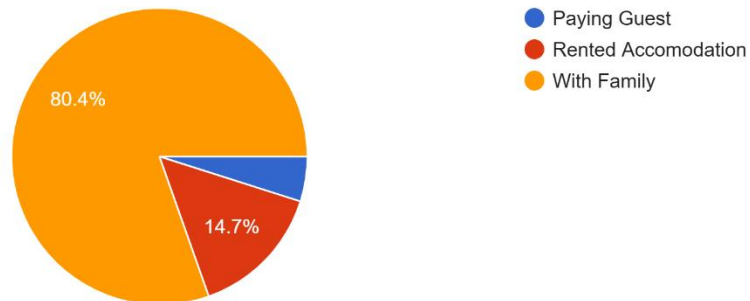
	MALE	FEMALE	Total
No of responses	77	66	143
In %	53.8%	46.2%	100%

Source: student survey

3. Place of resident

Are you staying in

143 responses

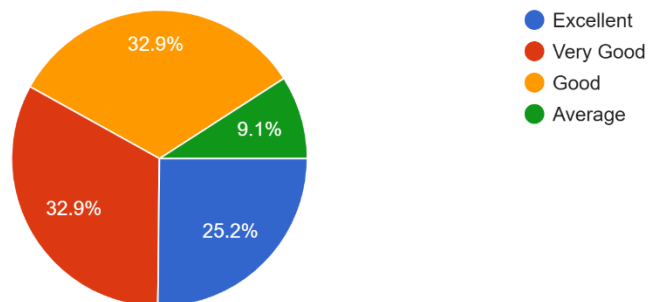


	Paying Guest	Rented Accommodation	With family	Total
No of responses	7	21	115	143
In %	4.9%	14.7%	80.4%	100%

4. Section- B: Curricular and Course content (Students can write opinion)

Learning value (in term of skills, concept, knowledge, analytical abilities, or broadening perspectives)

143 responses

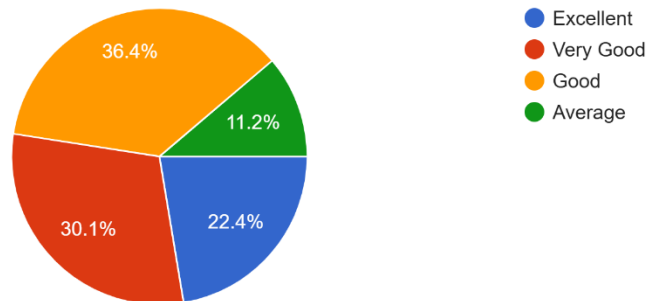


	Excellent	Very good	Good	Average	Total
No of responses	36	47	47	13	143
In %	25.2%	32.9%	32.9%	9.1%	100%

5.

Applicability/ relevance to real life situations

143 responses

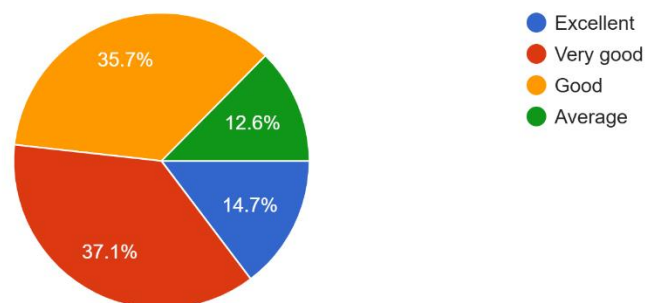


	Excellent	Very good	Good	Average	Total
No of responses	32	43	52	16	143
In %	22.4%	30.1%	36.4%	11.2%	100%

6.

Extent to coverage of course

143 responses

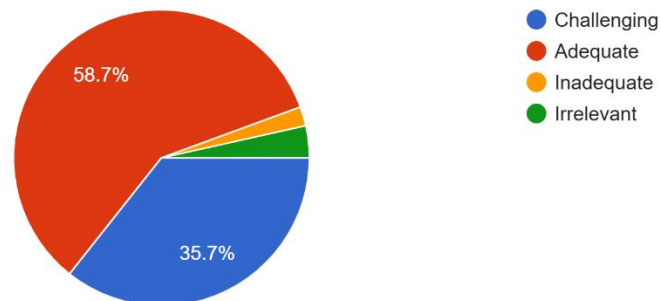


	Excellent	Very good	Good	Average	Total
No of responses	21	53	51	18	143
In %	14.7%	37.1%	35.7%	12.6%	100%

7.

The syllabus was

143 responses



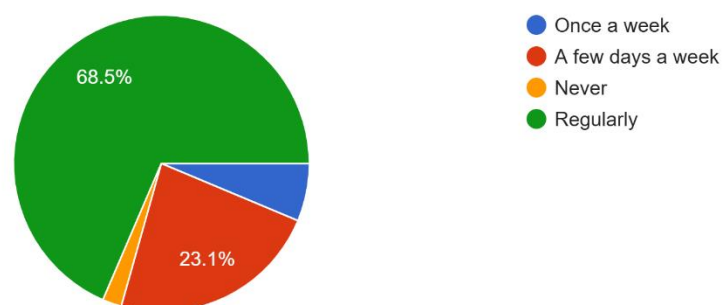
	Challenging	Adequate	Inadequate	Irrelavant	Total
No of responses	84	51	5	3	143
In %	35.7%	58.7%	3.5%	2.1%	100%

Section - C: Teaching/ Learning/ Evaluation Process

8.

How frequently do you attend your classes

143 responses

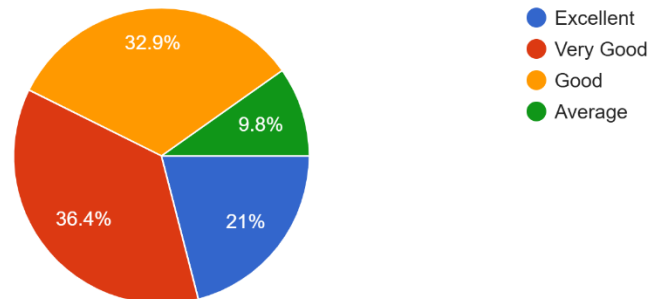


	Once a week	A few days a week	Never	Regularly	Total
No of responses	9	33	3	98	143
In %	6.3%	23.1%	2.1%	68.5%	100%

9.

Extent of syllabi covered in the class

143 responses

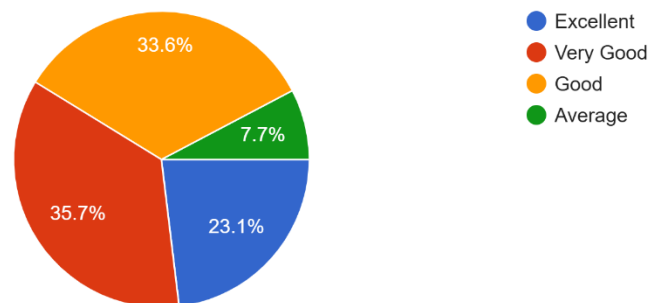


	Excellent	Very good	Good	Average	Total
No of responses	30	52	47	14	143
In %	21%	36.4%	32.9%	9.8%	100%

10.

Overall experience with internal assessment

143 responses



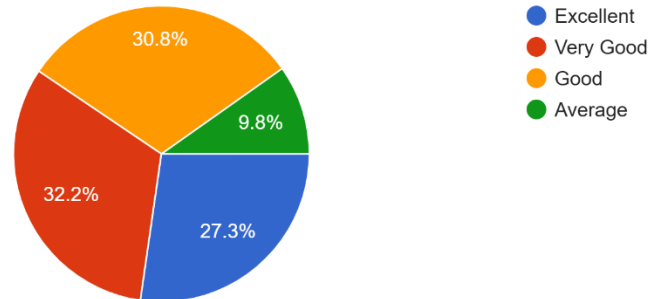
	Excellent	Very good	Good	Average	Total
In %	23.1%	35.7%	33.6%	7.7%	100%
No of responses	33	51	48	11	143

11.

	Excellent	Very good	Good	Average	Total
No of responses	39	46	44	14	143
In %	27.3%	32.2%	30.8%	9.8%	100%

Opportunity to participate in activities beyond the classroom (Workshop/Project/ field work)

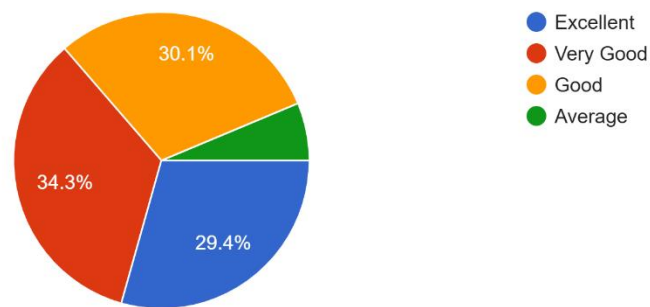
143 responses



12.

Student Teacher interaction

143 responses



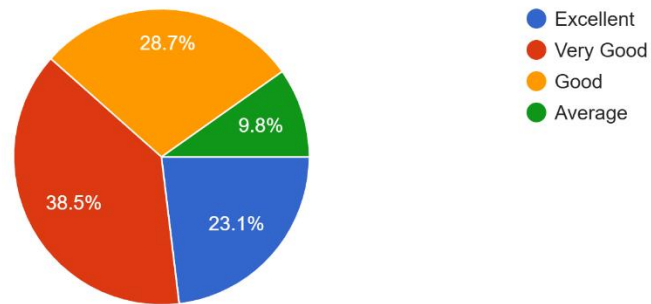
	Excellent	Very good	Good	Average	Total
No of responses	42	49	43	9	143
In %	29.4%	34.3%	30.1%	6.3%	100%

13.

	Excellent	Very good	Good	Average	Total
No of responses	33	55	41	14	143
In %	23.1%	38.5%	28.7%	9.8%	100%

Overall Learning environment

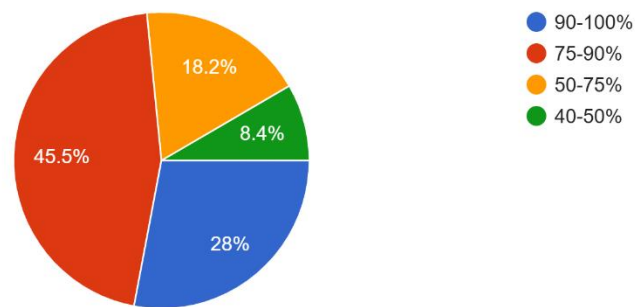
143 responses



14.

How much of the syllabus was taught in the class

143 responses



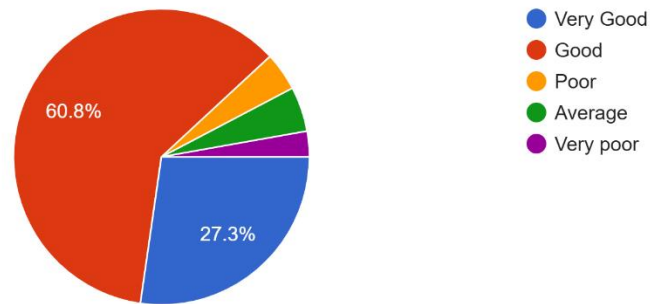
	90-100%	75-90%	50-75%	40-50%	Total
No of responses	40	65	26	12	143
In %	28%	45.5%	18.2%	8.4%	100%

15.

	Very Good	Good	Poor	Average	Very Poor	Total
No of responses	39	87	6	7	4	143
In %	27.3%	80.6%	4.2%	4.9%	2.8%	100%

The Internal evaluation system as it exists is

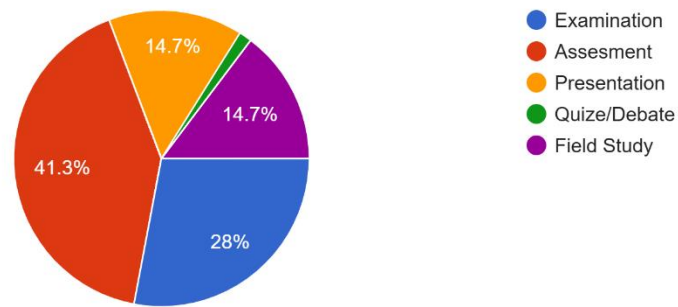
143 responses



16.

What should be, according to you the best mode of internal assessment

143 responses



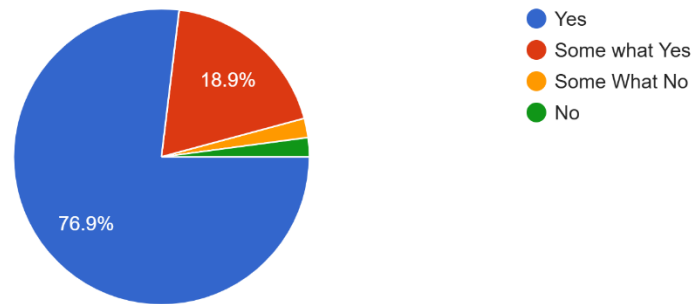
	Examination	Assessment	Presentation	Quiz/Debate	Field Study	Total
No of responses	40	59	21	2	21	143
In %	28%	41.3%	14.7%	1.4%	14.7%	100%

17.

	Yes	Somewhat yes	Somewhat No	No	Total
No of responses	110	27	3	3	143
In %	76.9%	18.9%	2.1%	2.1%	100%

Do you find your teachers interesting and easy to understand

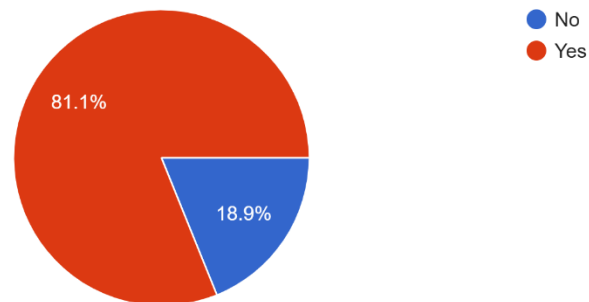
143 responses



18.

Do your teachers provide you with additional study material/ notes and other learning inputs for clarification and understanding of the subjects

143 responses



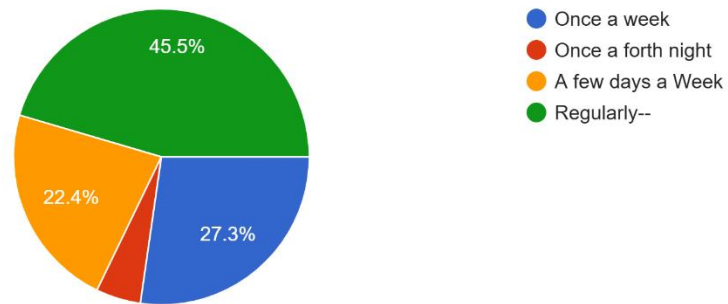
	Yes	No	Total
No of responses	116	27	143
In %	81.1%	18.9%	100%

Section-D: Student's Support System

1.

How often do you approach your teachers before or after the classes?

143 responses

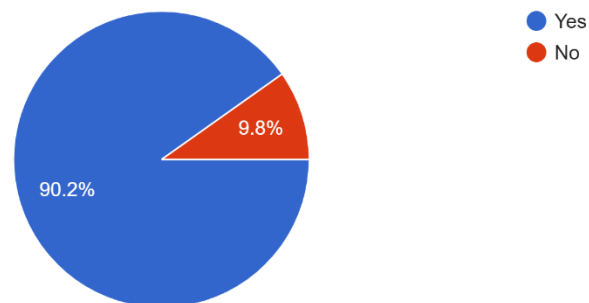


	Once in a week	Once a fourth night	A few days a week	Regularly	Total
No of responses	39	7	32	65	143
In %	27.3%	4.9%	22.4%	45.5%	100%

2.

Are your teachers are available when you approach them during college working hours?

143 responses

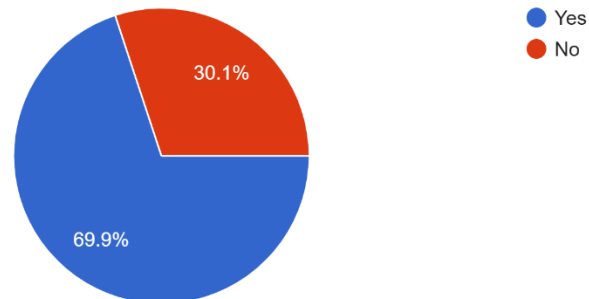


	Yes	No	Total
No of responses	129	14	143
In %	90.2%	9.8%	100%

3.

Do you take part in any Extra Curricular Activities in the College?

143 responses

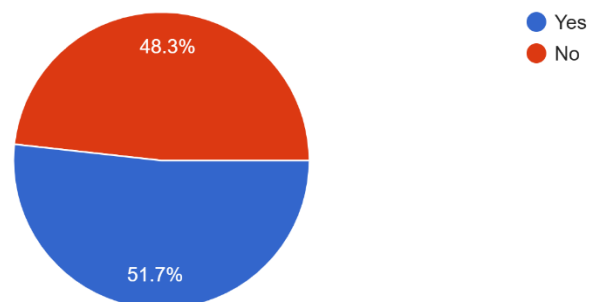


	Yes	No	Total
No of responses	100	43	143
In %	69.9%	30.1%	100%

4.

Are you involved in organizing any activities in the college?

143 responses

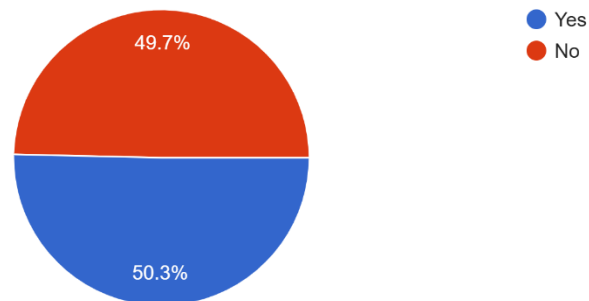


	Yes	No	Total
No of responses	74	69	143
In %	51.7%	48.3%	100%

5.

Do you participate activities of NCC, NSS, Extension Services (Plantation, Cleanness Programme Health Camp, Awareness Programme organized in the college campus?

143 responses

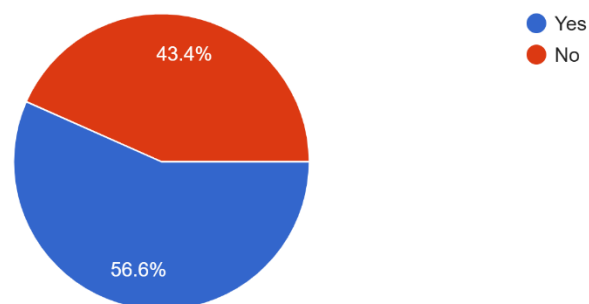


	Yes	No	Total
No of responses	72	71	143
In %	50.3%	49.7%	100%

6.

How you won prizes and awards for winning completions organized under the Cultural Events and other activities?

143 responses

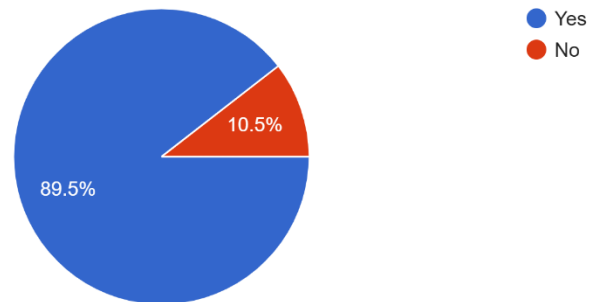


	Yes	No	Total
No of responses	81	62	143
In %	56.6%	43.4%	100%

7.

Do You think such cultural events and activities are useful and ass to the all round development of the students of the college?

143 responses

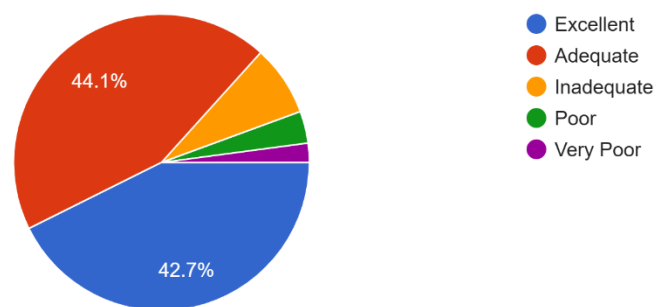


	Yes	No	Total
No of responses	128	15	143
In %	89.5%	10.5%	100%

8.

What is your opinion about the library holdings for the course?

143 responses

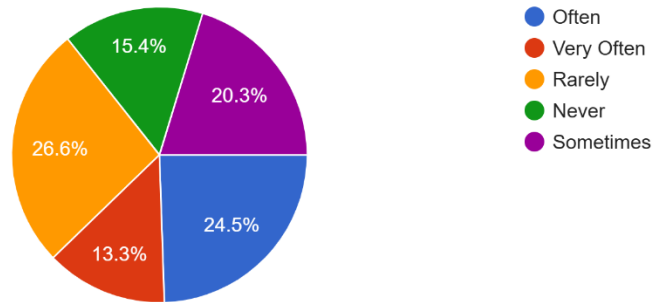


	Excellent	Adequate	Inadequate	Poor	Very poor	Total
No of responses	61	63	11	5	3	143
In %	42.7%	44.1%	7.7%	3.5%	2.1%	100%

9.

Did you participate in any of the extra curricular activities of the college?

143 responses

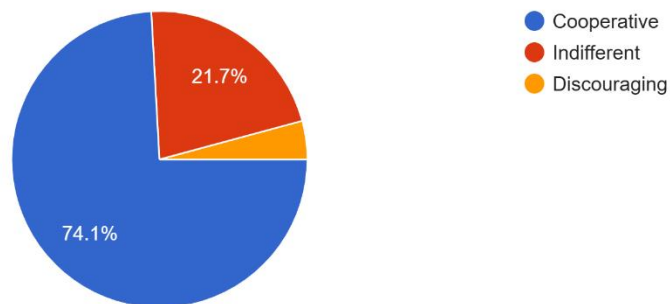


	Often	Very often	rarely	Never	Sometimes	Total
No of responses	35	19	38	22	29	143
In %	24.5%	13.3%	26.6%	15.4%	20.3%	100%

10.

what was the attitude of teachers to extra curricular activities?

143 responses

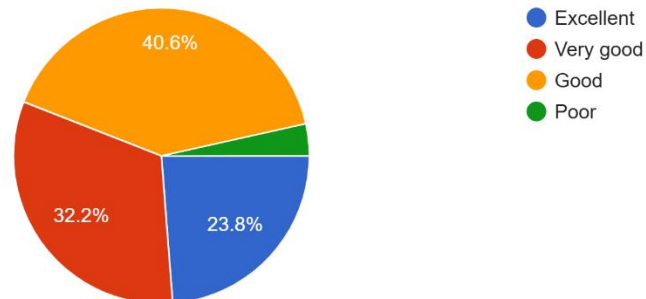


	Cooperative	Indifferent	Discouraging	Total
No of responses	106	31	6	143
In %	74.1%	21.7%	4.2%	100%

11.

Physical Infrastructure of the College Library?

143 responses

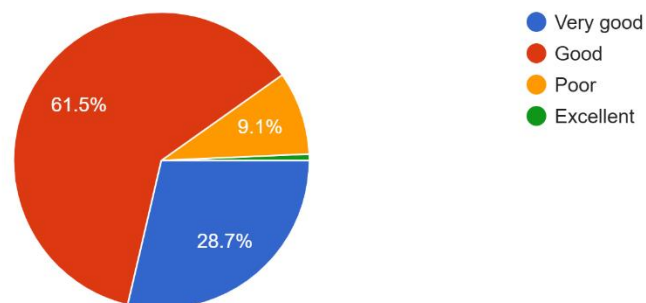


	Excellent	Very Good	Good	Poor	Total
No of responses	34	46	58	5	143
In %	23.6%	32.2%	40.6%	3.5%	100%

12.

Collection of Books,journals reading material of the college Library

143 responses

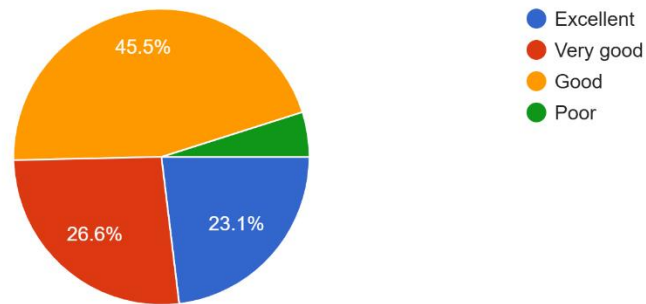


	Excellent	Very Good	Good	Poor	Total
No of responses	1	41	88	13	143
In %	0.7%	28.7%	61.5%	9.1%	100%

13.

Support of assistance of the library staff

143 responses

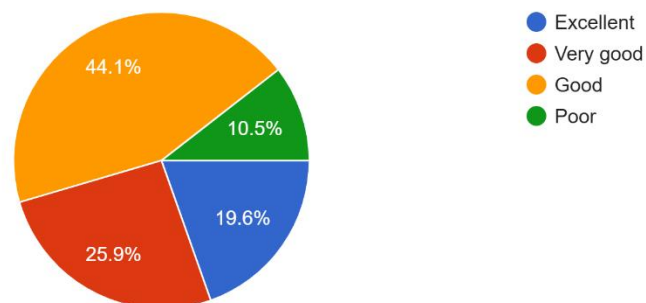


	Excellent	Very Good	Good	Poor	Total
No of responses	33	38	65	7	143
In %	23.1%	26.6%	45.5%		100%

14.

Infrastructure of the college computer laboratory

143 responses

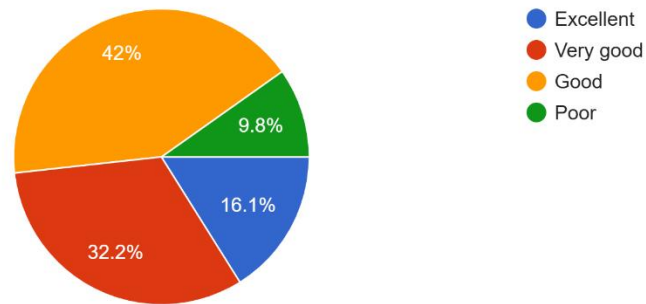


	Excellent	Very Good	Good	Poor	Total
No of responses	28	37	63	15	143
In %	19.6%	25.9%	44.1%	10.5%	100%

15.

Amenities and Assistance provided at the college sports ground

143 responses

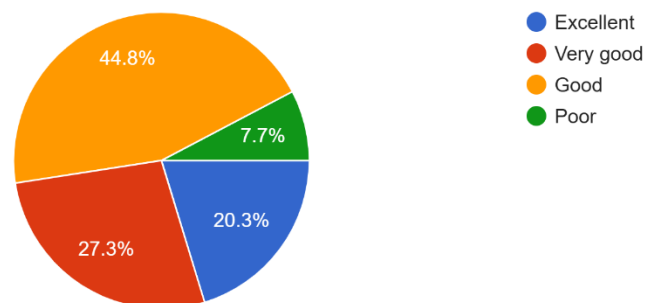


	Excellent	Very Good	Good	Poor	Total
No of responses	23	46	60	14	143
In %	16.1%	32.2%	42%	9.8%	100%

16.

Support and assistance of the college office staff

143 responses

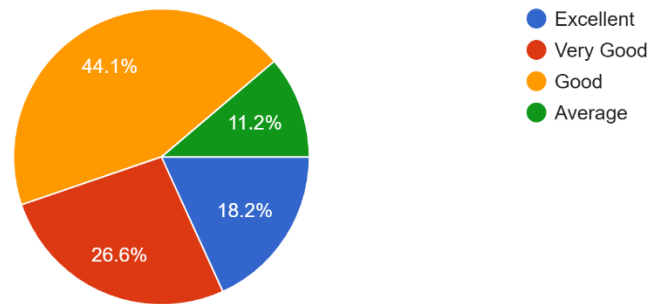


	Excellent	Very Good	Good	Poor	Total
No of responses	29	39	64	11	143
In %	20.3%	27.3%	44.8%	7.7%	100%

17.

Fulfilling the duties and responsibilities of complaint Redressal Committee in the college

143 responses

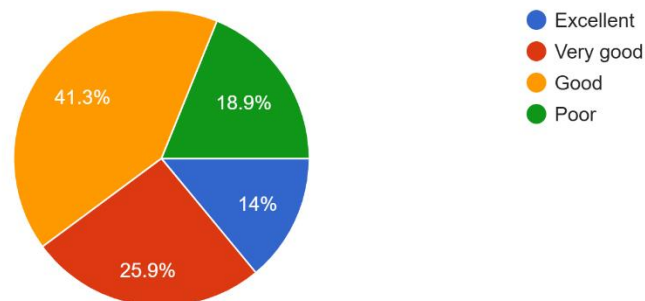


	Excellent	Very Good	Good	Poor	Total
No of responses	26	38	63	16	143
In %	18.2%	26.6%	44.1%	11.2%	100%

18.

Food quality as provided by the college canteen

143 responses

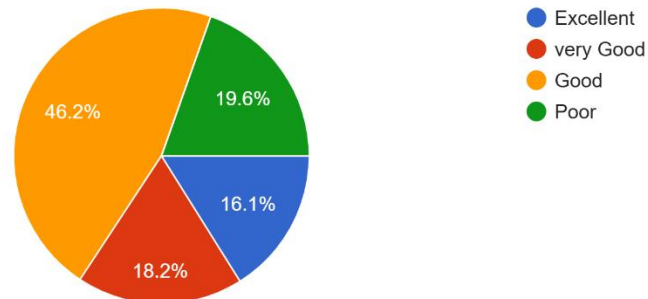


	Excellent	Very Good	Good	Poor	Total
No of responses	20	37	59	27	143
In %	14%	25.9%	41.3%	18.9%	100%

19.

Ambiance of the college canteen

143 responses

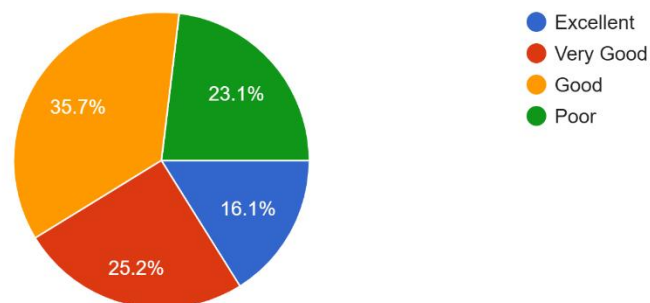


	Excellent	Very Good	Good	Poor	Total
No of responses	23	26	66	28	143
In %	16.1%	18.2%	46.2%	19.6%	100%

20.

Wi-fi and internet facility

143 responses

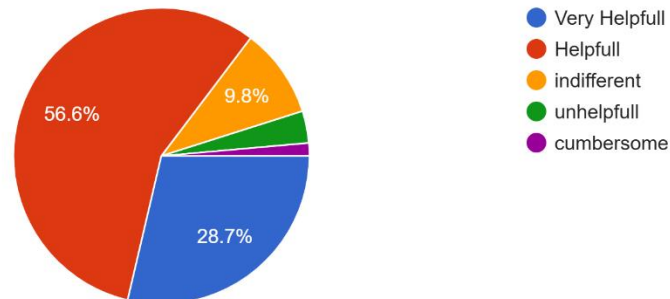


	Excellent	Very Good	Good	Poor	Total
No of responses	23	36	51	33	143
In %	16.1%	25.2%	35.7%	23.1%	100%

21.

How do you find the administrative office of the college

143 responses

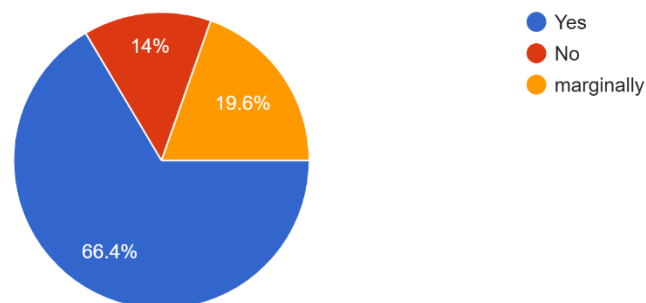


	Very helpful	Helpful	Indifferent	Unhelpful	Cumbersome	Total
No of responses	41	81	14	5	2	143
In %	28.7%	56.6%	9.8%	3.5%	1.4%	100%

22.

Has your time at the college been intellectually enriching in regard to college website

143 responses

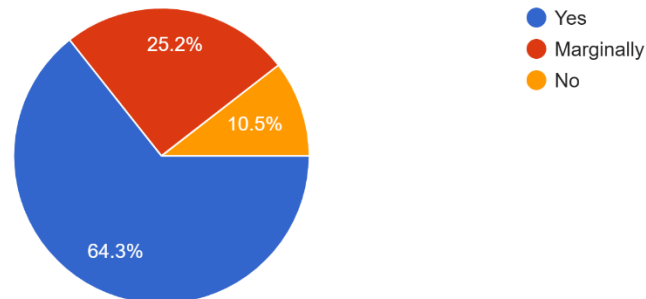


	Yes	No	Marginally	Total
No of responses	95	20	28	143
In %	66.4%	14%	19.6%	100%

23.

Has your time at the college been intellectually enriching in regard to classroom infrastructure

143 responses

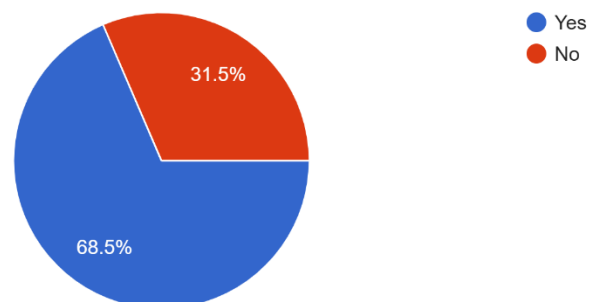


	Yes	No	Marginally	Total
No of responses	92	36	15	143
In %	64.3%	25.2%	10.5%	100%

24.

Has your time at the college been intellectually enriching in regard to Girls Common Room (Only for girls students)

143 responses

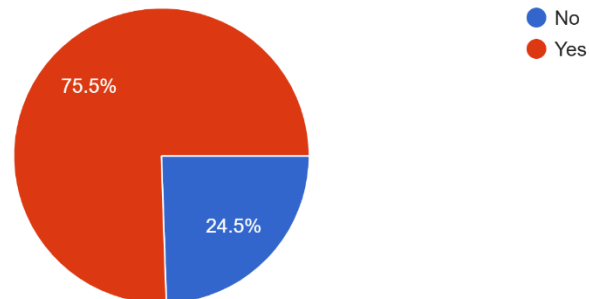


	Yes	No	Total
No of responses	98	45	143
In %	68.5%	31.5%	100%

25.

Has your time at the college been intellectually enriching in regard to drinking water facility?

143 responses

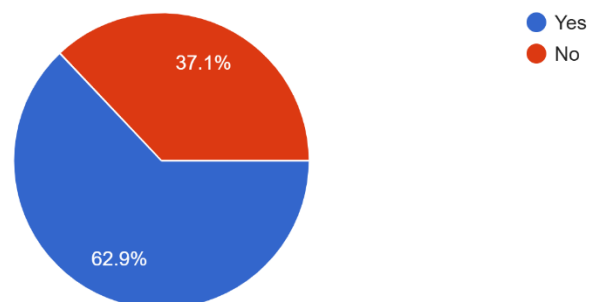


	Yes	No	Total
No of responses	108	35	143
In %	75.5%	24.5%	100%

26.

Has your time at the college been intellectually enriching in regard to washroom cleanliness and maintenance?

143 responses

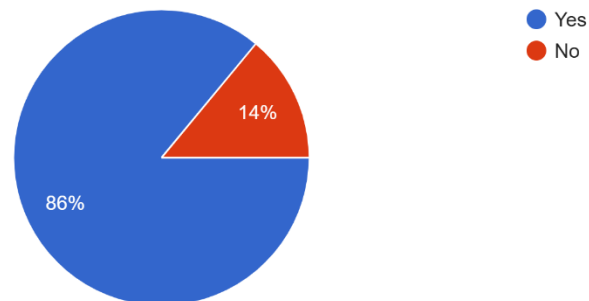


	Yes	No	Total
No of responses	90	53	143
In %	62.9%	37.1%	100%

27.

Has your time at the college been intellectually enriching in regard to greenery in the college Campus?

143 responses

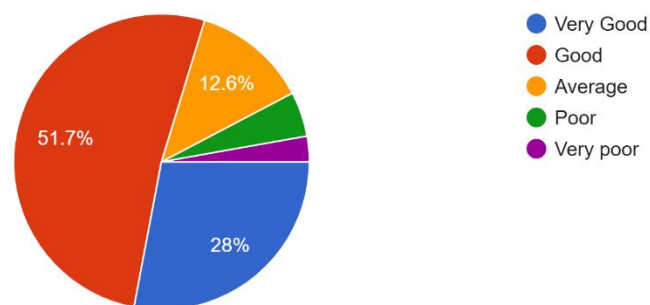


	Yes	No	Total
No of responses	123	20	143
In %	86%	14%	100%

28.

Overall rating of the programme like academic content?

143 responses

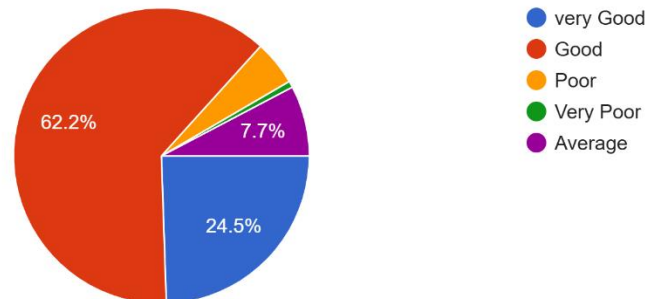


	Very Good	Good	Average	Poor	Very Poor	Total
No of responses	40	74	18	7	4	143
In %	28%	51.7%	12.6%	4.9%	2.8%	100%

29.

Overall rating of the programme like fairness of evaluation?

143 responses

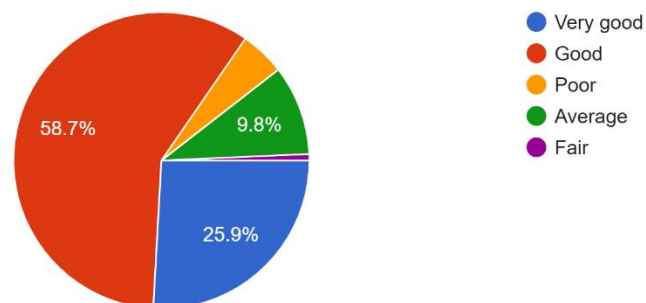


	Very Good	Good	Average	Poor	Very Poor	Total
No of responses	35	89	11	7	1	143
In %	24.5%	62.2%	7.7%	4.9%	0.7%	100%

30.

Overall rating of the programme like interection with faculty

143 responses

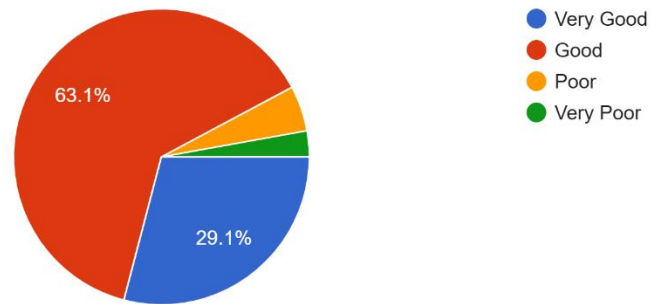


	Very Good	Good	Average	Poor	Fair	Total
No of responses	37	84	14	7	1	143
In %	25.9%	58.7%	9.8%	4.9%	0.7%	100%

31.

Overall rating of the programme like interaction with administration?

141 responses

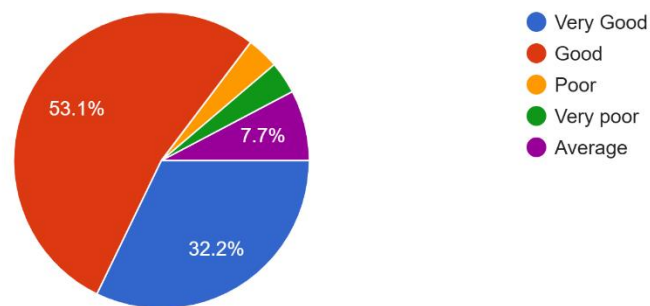


	Very Good	Good	Poor	Very Poor	Total
No of responses	41	89	7	4	143
In %	29.1%	63.1%	5%	2.8%	100%

32.

Overall rating of the programme like Library facilities?

143 responses

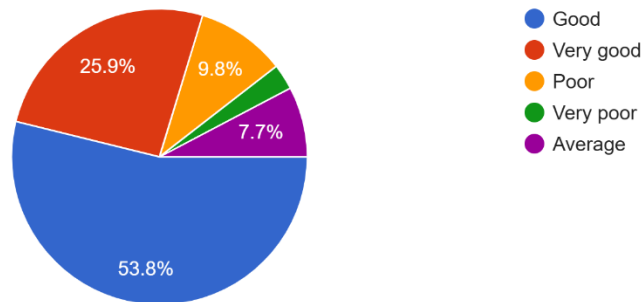


	Very Good	Good	Average	Poor	Very Poor	Total
No of responses	46	76	11	5	5	143
In %	32.2%	53.1%	7.7%	3.5%	3.5%	100%

33.

Overall rating of the programme like computer facilities

143 responses

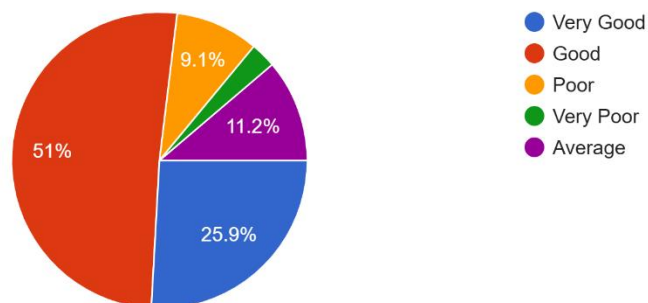


	Very Good	Good	Average	Poor	Very Poor	Total
No of responses	37	77	11	14	4	143
In %	25.9%	53.8%	7.7%	9.8%	2.8%	100%

34.

Overall rating of the programme like Hostel facilities

143 responses

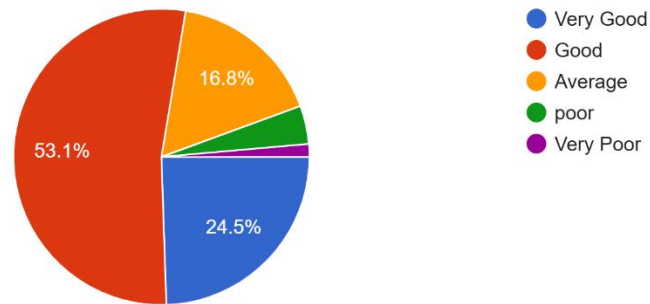


	Very Good	Good	Average	Poor	Very Poor	Total
No of responses	37	73	16	13	4	143
In %	25.9%	51%	11.2%	9.1%	2.8%	100%

35.

Overall rating of the programme like recreational facilities?

143 responses

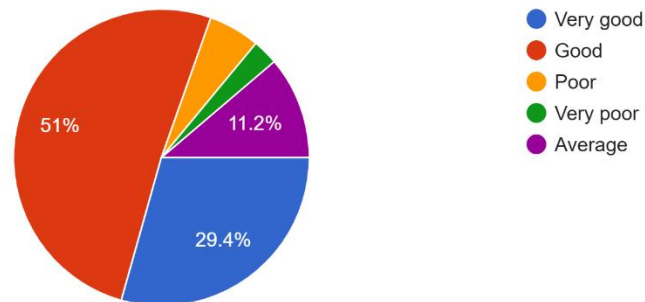


	Very Good	Good	Average	Poor	Very Poor	Total
No of responses	35	76	24	6	2	143
In %	24.5%	53.1%	16.8%	4.2%	1.4%	100%

36.

Overall rating of the programme like sports facilities?

143 responses



	Very Good	Good	Average	Poor	Very Poor	Total
No of responses	42	73	16	8	4	143
In %	29.4%	51%	11.2%	5.6%	2.8%	100%

Summary of the feedback:

The student feedback for the academic session 2024–25 at *P B College, Gauripur* indicates a generally positive perception of both the curriculum and teaching-learning process. Most students found the syllabus relevant and moderately aligned with their future needs. Teachers were appreciated for their preparation, subject knowledge, and clarity in communication, although some students suggested greater use of ICT tools and more practical exposure.

Regarding the evaluation system, students expressed satisfaction with fairness and transparency, though a few suggested quicker feedback on assignments and exams.

In terms of the support system, library and scholarship facilities were valued, but ICT infrastructure and cleanliness of campus facilities were highlighted as areas needing improvement.

Overall, students felt the academic environment was conducive to learning, with scope for enhancing infrastructure and modern teaching aids.