

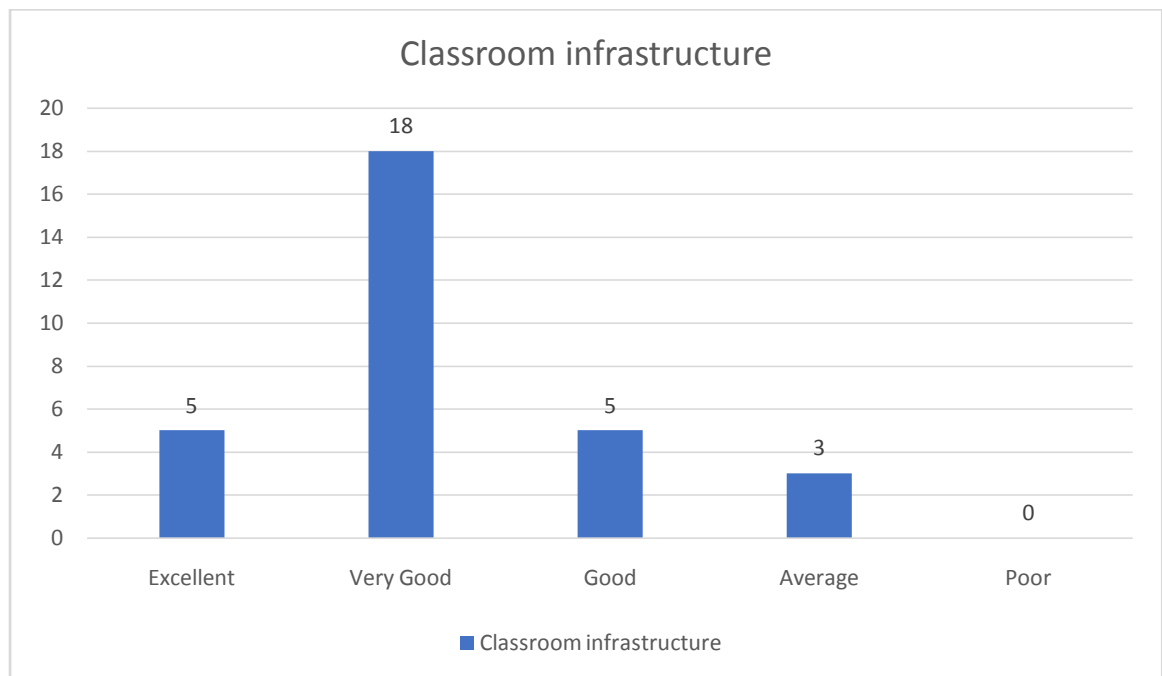


Analysis of Teachers Feedback Data for academic Session 2019-20

P.B. College, Gauripur, Dist: Dhubri, Assam

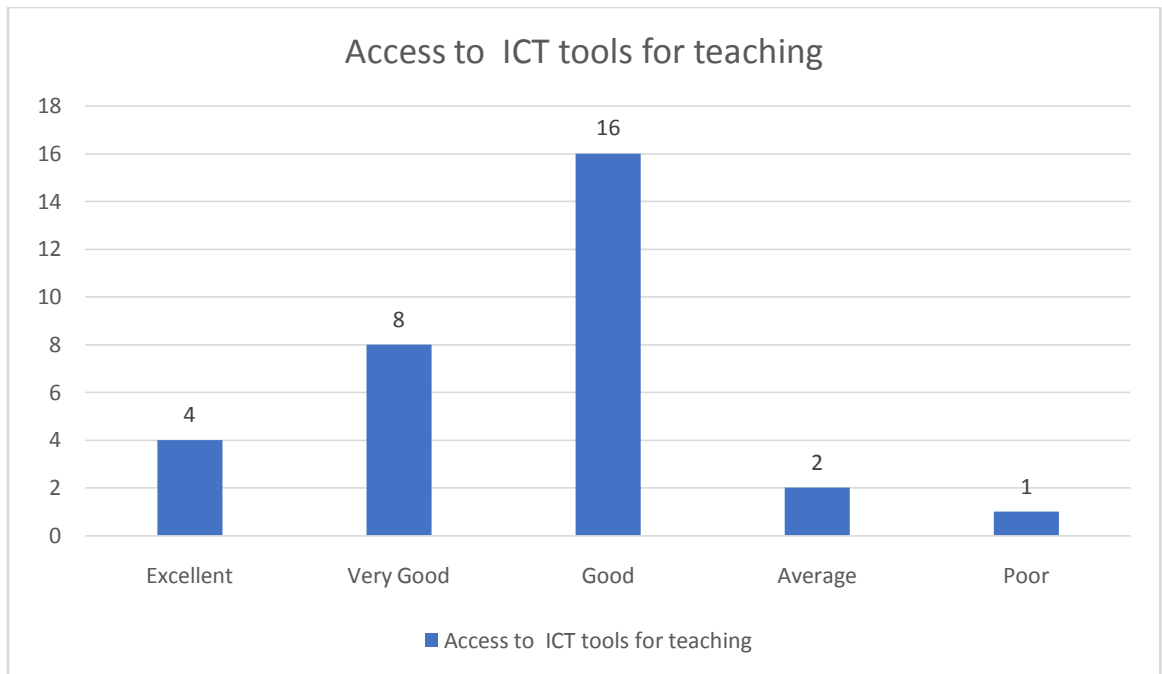
1. Classroom infrastructure

	Excellent	Very Good	Good	Average	Poor	Total
No of Responses	05	18	05	03	0	31
In %	16.13%	58.06%	16.13%	9.68%	0	100



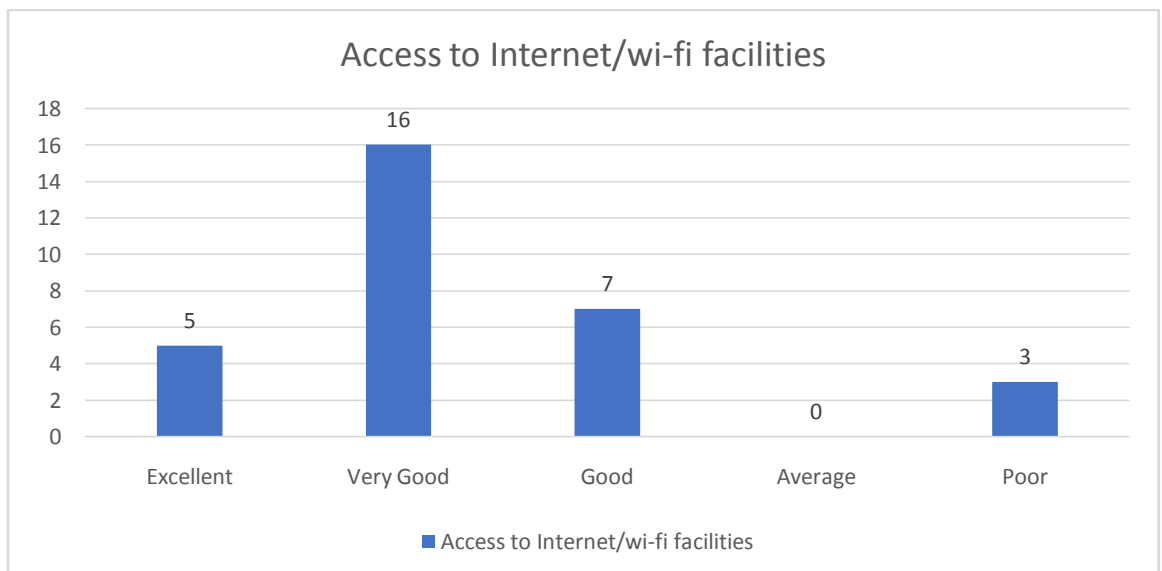
2. Access to ICT tools for teaching

	Excellent	Very Good	Good	Average	Poor	Total
No of Responses	04	08	16	02	01	31
In %	12.90%	25.81%	51.61%	6.45%	3.23%	100



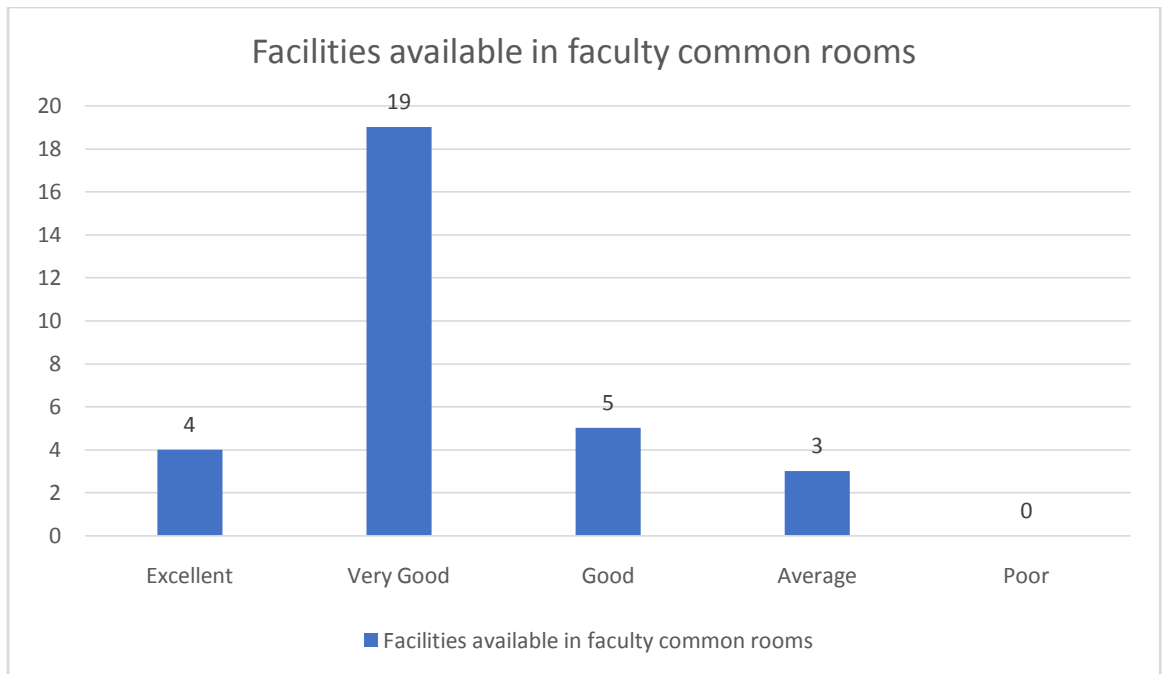
3. Access to Internet/Wi-fi facilities

	Excellent	Very Good	Good	Average	Poor	Total
No of Responses	05	16	07	0	03	31
In %	16.13%	51.61%	22.58%	0	9.68%	100



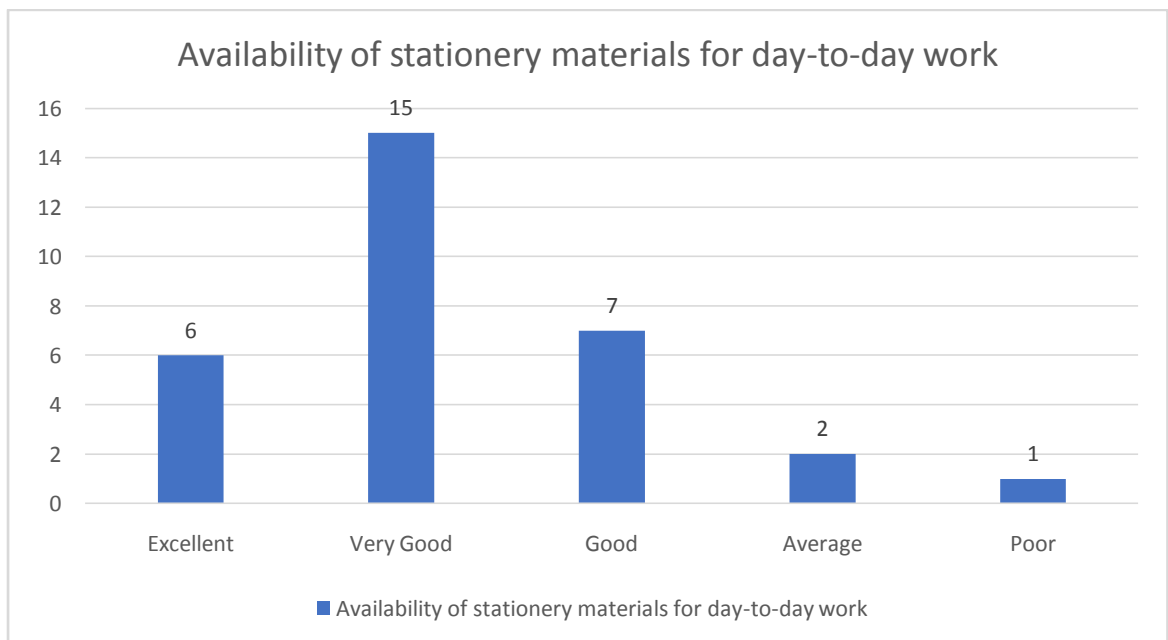
4. Facilities available in faculty common rooms

	Excellent	Very Good	Good	Average	Poor	Total
No of Responses	04	19	05	03	0	31
In %	12.90%	61.29%	16.13%	9.68%	0	100



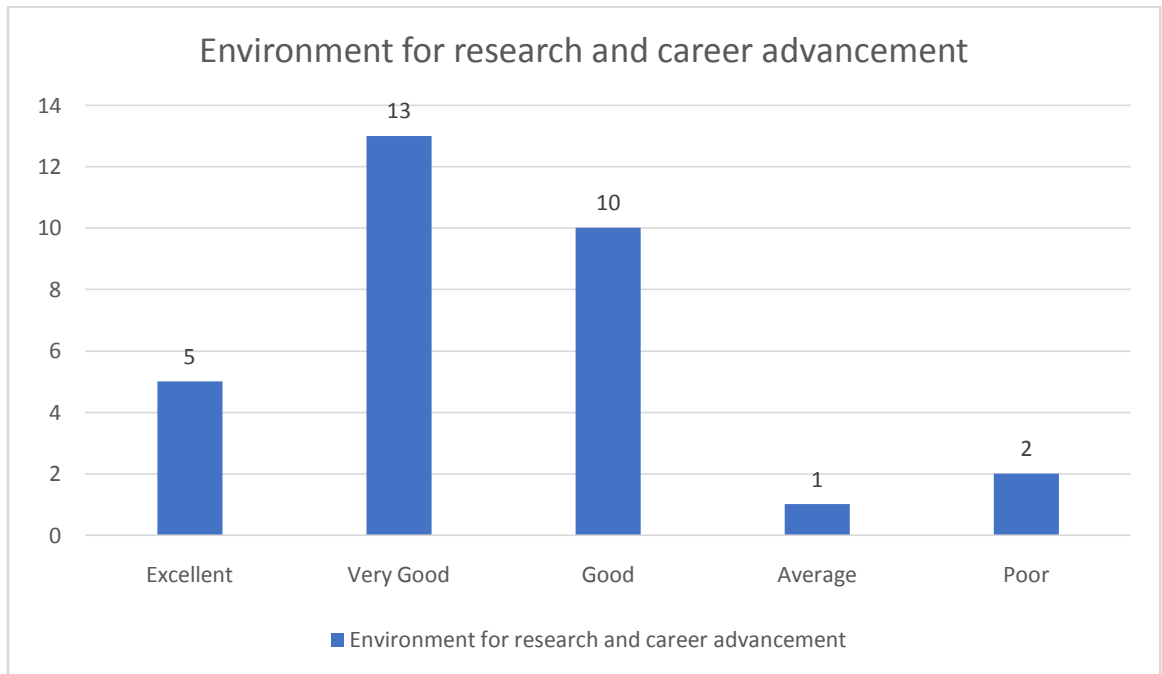
5. Availability of stationery materials for day-to-day work

	Excellent	Very Good	Good	Average	Poor	Total
No of Responses	06	15	07	02	01	31
In %	19.35%	48.39%	22.58%	6.45%	3.23	100



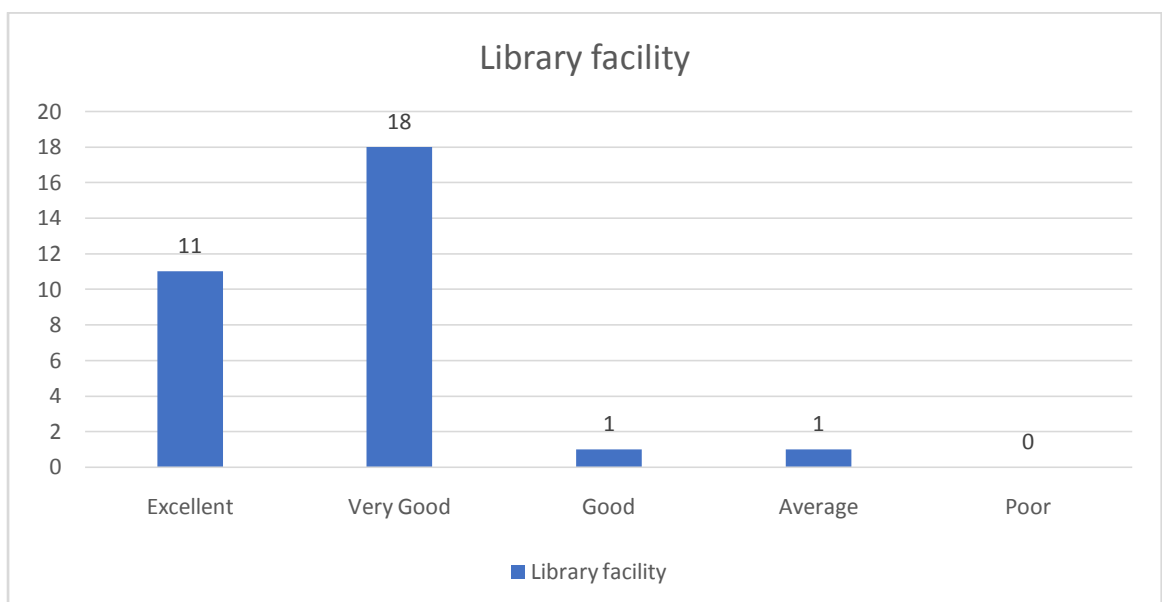
6. Environment for Research and career Advancement

	Excellent	Very Good	Good	Average	Poor	Total
No of Responses	05	13	10	01	02	31
In %	16.13%	41.94%	32.26%	3.22%	6.45%	100



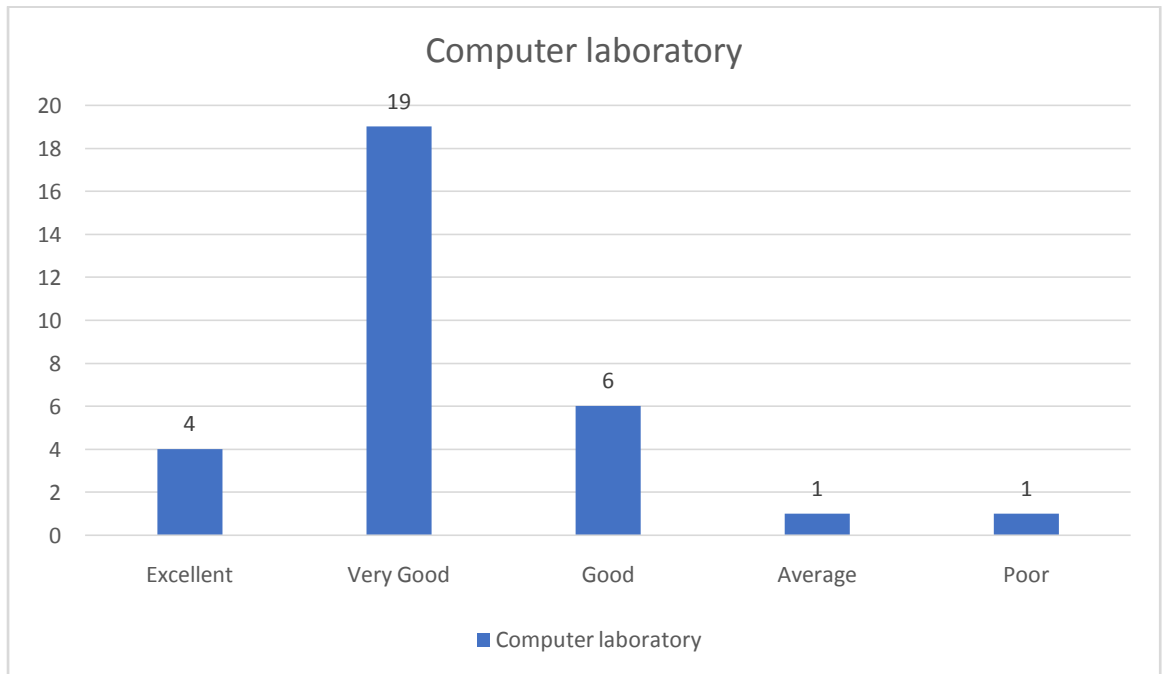
7. Library facilities

	Excellent	Very Good	Good	Average	Poor	Total
No of Responses	11	18	01	01	0	31
In %	35.48%	58.06%	3.22%	3.22%	0	100



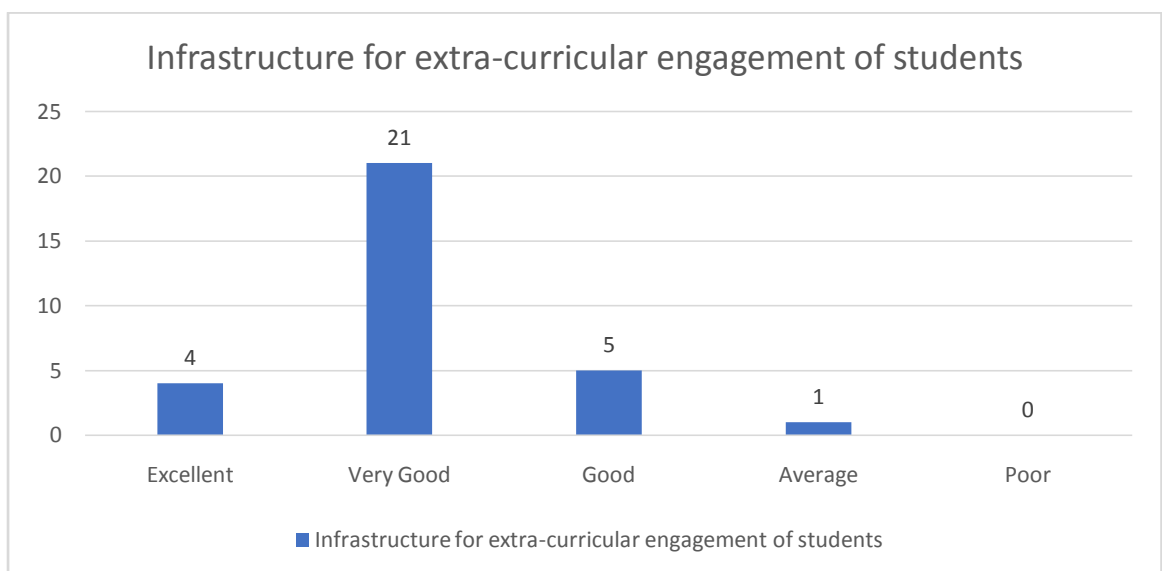
8. Computer laboratory

	Excellent	Very Good	Good	Average	Poor	Total
No of Responses	04	19	06	01	01	31
In %	12.90%	61.29%	19.35%	3.23%	3.23%	100



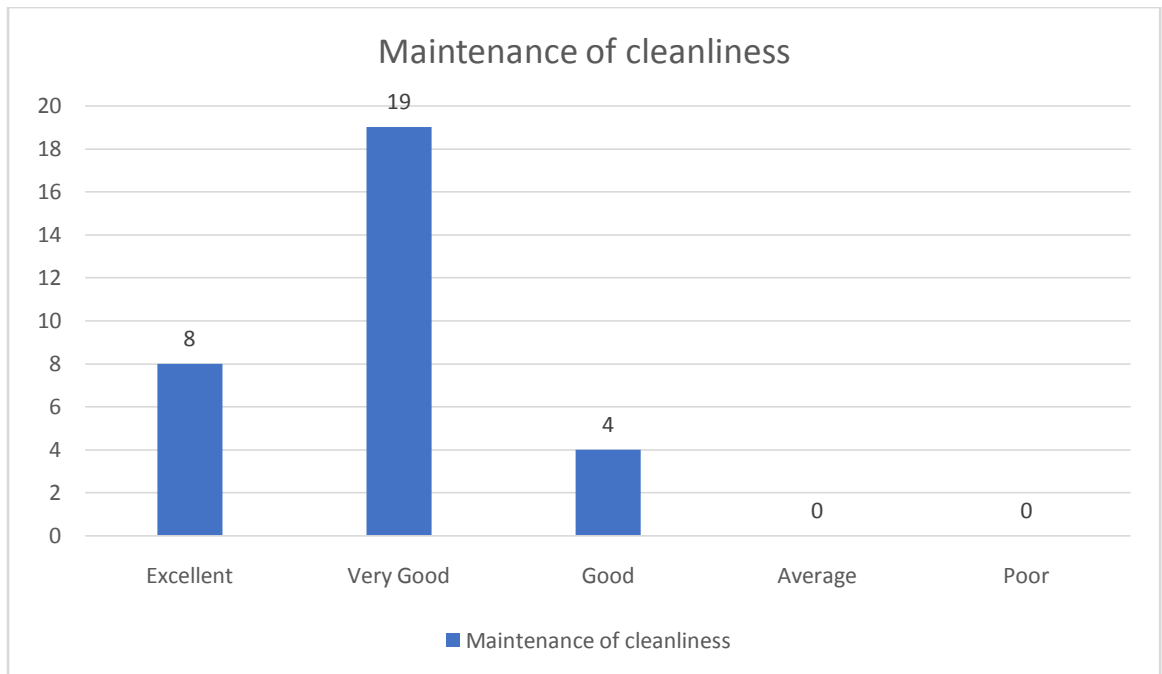
9. Infrastructure for extra-curricular engagement of students

	Excellent	Very Good	Good	Average	Poor	Total
No of responses	04	21	05	01	0	31
In %	12.90%	67.74%	16.13%	3.23%	0	100



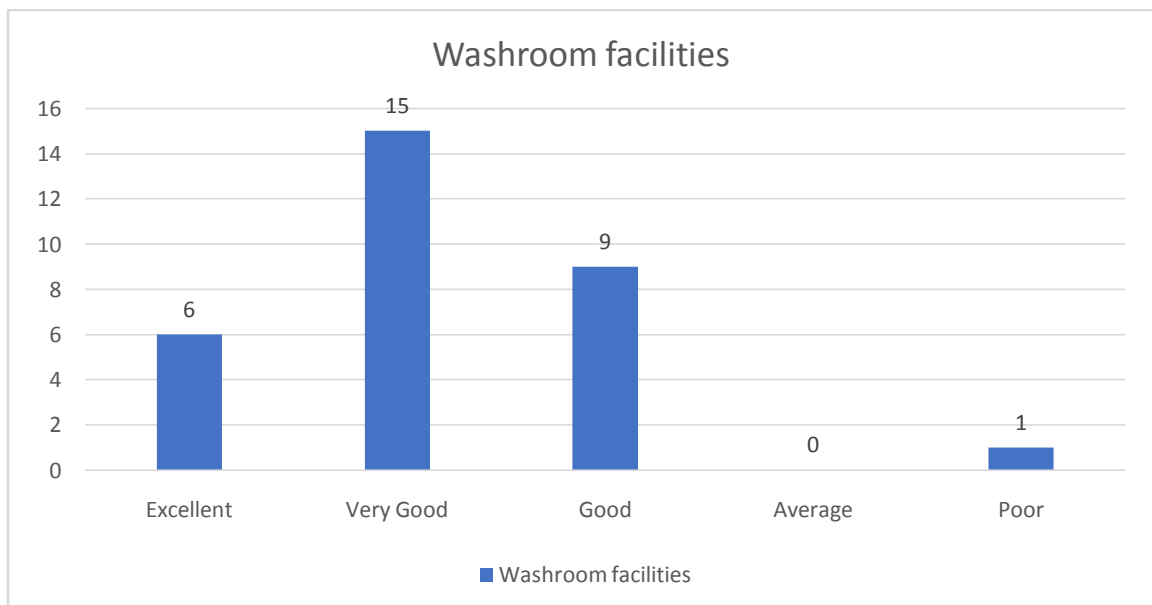
10. Maintenance of cleanliness

	Excellent	Very Good	Good	Average	Poor	Total
No of responses	08	19	04	0	0	31
In %	25.81%	61.29%	12.90%	0	0	100



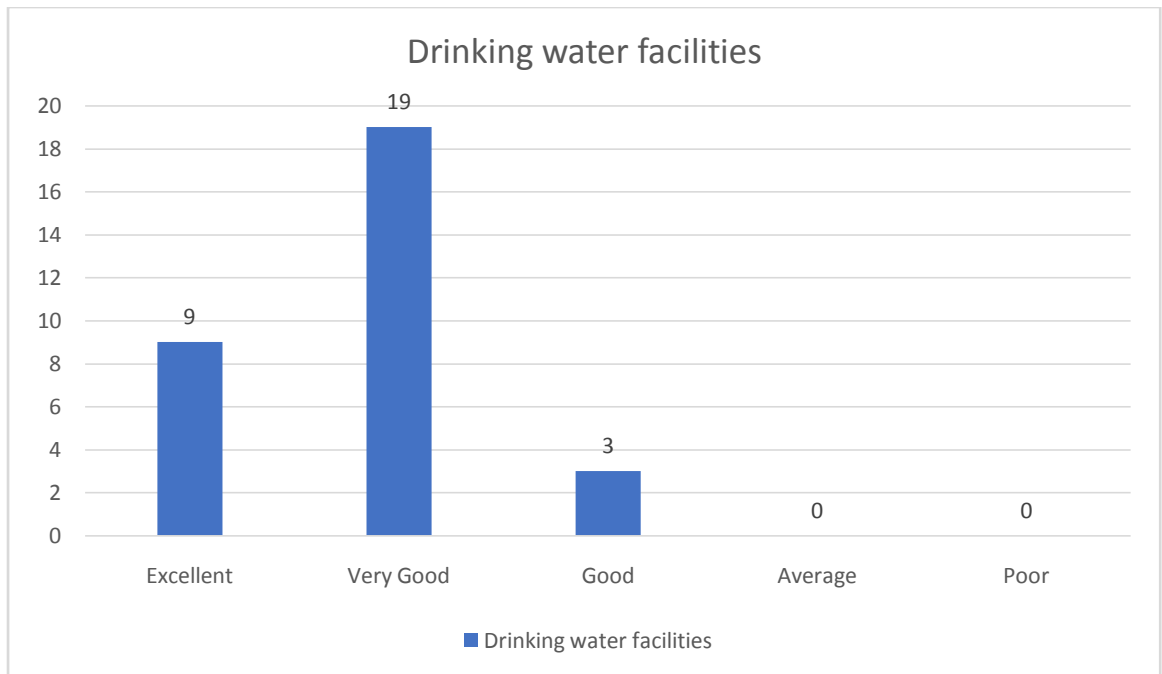
11. Washroom facilities

	Excellent	Very Good	Good	Average	Poor	Total
No of Responses	06	15	09	0	01	31
In %	19.35%	48.39%	29.03%	0	3.23%	100



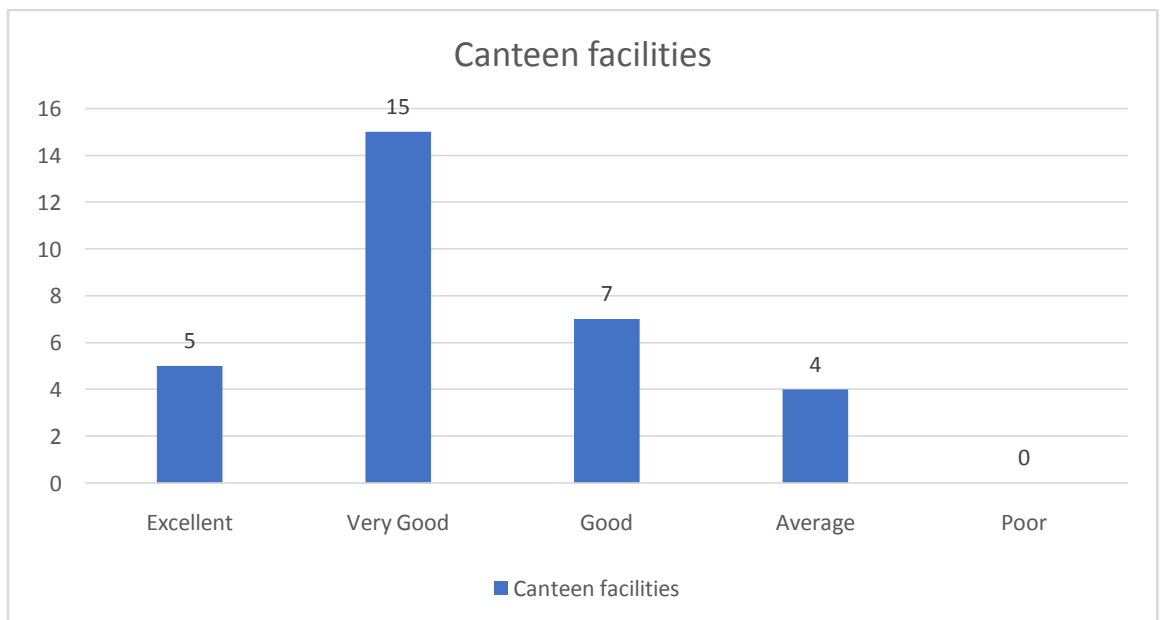
12. Drinking water facilities

	Excellent	Very Good	Good	Average	Poor	Total
No of Responses	09	19	03	0	0	31
In %	29.03%	61.29%	9.68%	0	0	100



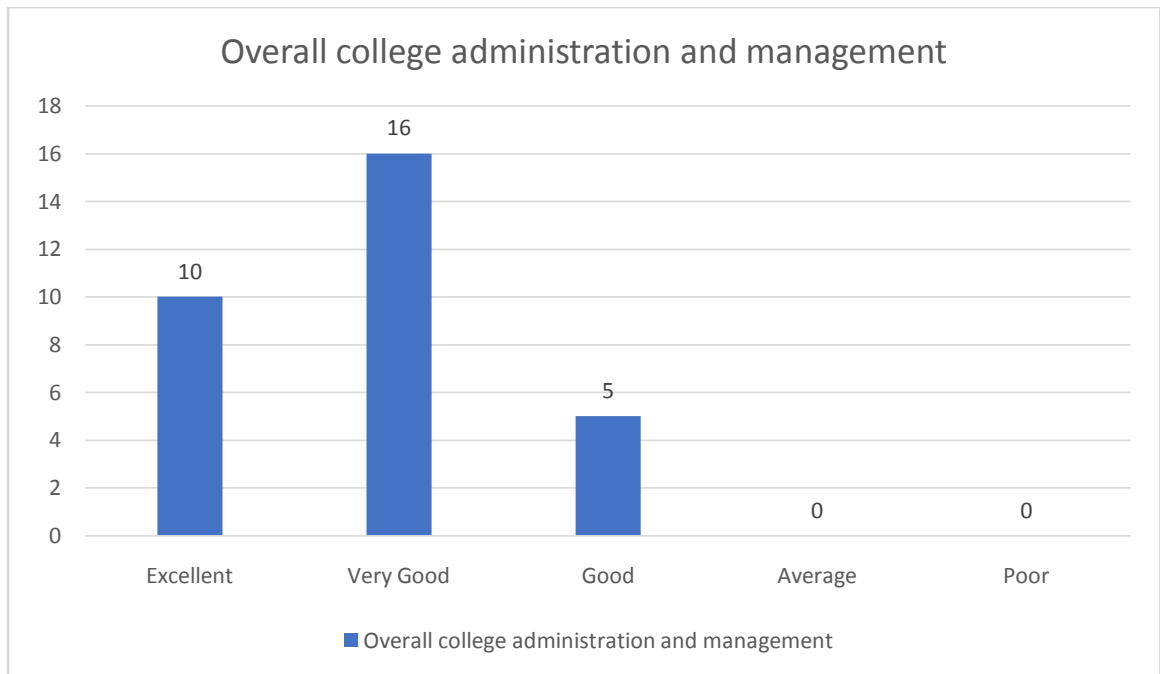
13. Canteen facilities

	Excellent	Very Good	Good	Average	Poor	Total
No of Responses	05	15	07	04	0	31
In %	16.13%	48.39%	22.58%	12.90%	0	100



14. Overall college administration and management

	Excellent	Very Good	Good	Average	Poor	Total
No of responses	10	16	05	0	0	31
In %	31.26%	51.63%	16.13%	0	0	100



Feedback Summary and Conclusion

The teachers' feedback of Pramathesh Barua College, Gauripur for the academic session 2019-20 was collected through questionnaires. 31 responses from teachers are received. The feedback focus on various aspects such as Classroom infrastructure, access to ICT, Access to Internet, facilities in teachers' common room, availability of stationery, environment for research, library facilities and so on.

Pramathesh Barua College has well infrastructure to support the student's community. 90.32% of the teachers is satisfied with the infrastructure facilities while 9.68% of the teachers voted as average infrastructure. College also has supportive infrastructure facilities for extra-curricular activities.

The teachers of the Pramathesh Barua College use ICT tools, PowerPoint presentation, teaching aids etc. They are well connected with students through email, WhatsApp etc. The teachers are very efficient. 90.32 % of the teachers are satisfied with the ICT facilities in the college campus.

Internet facilities has become an essential parts of educational institutions now-a-days. College provides a well-connected internet/Wi-Fi facility to its students and teachers for smooth functioning of their day-to-day work. 90.32% of the teachers are satisfied with internet facility available in the college campus.

The college administration had left no stone unturned in supporting and providing every facility to the teachers either it be facilities in teachers common room or stationery support for day-to-day work.

The library of the college supports reading and literacy among teachers and students' community. It forms habits and tradition among students. While the computer laboratory facility enhances the skills and analytical abilities of the students. 35.48% of the teachers agrees that college has excellent library facility. Similarly, 58.06% of the teachers gave as very good and 3.22% of the teachers agrees as a good library facility in the campus, while 3.22% of the teachers mark library facility as average. 93.54% of the teachers marked as excellent or very good or good in terms of computer lab facility in the campus.



The college has cleaned and green campus area. 100% of the teachers are satisfied with the maintenance of cleanliness in the college campus. Besides this, the college provides washroom facilities, drinking water facility and canteen facility. The overall administration and management is excellent since no teachers has marked it as either average or poor.

Suggestions

The teachers have given various suggestions to improve the facility in the college which are as follows: -

1. Building of the college is old which needs to be rebuilt again or must be repaired.
2. More smart classrooms need to be built.
3. College wi-fi network is poor. Internet facility in the college needs to be improved for taking online classes.

The above feedback analysis provides a valuation insights into both the strengths and weaknesses of the institution. The college administration is encouraged to consider these insights for planning and implantation for the next academic sessions to ensure improvements.

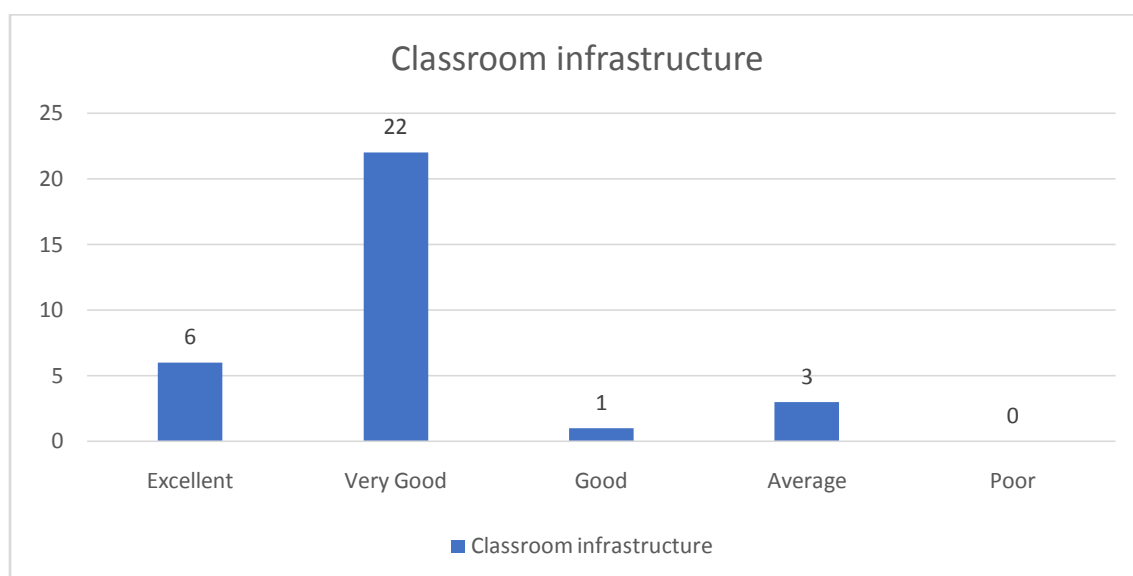


Analysis of Teachers Feedback Data for academic Session 2020-21

P.B. College, Gauripur, Dist: Dhubri, Assam

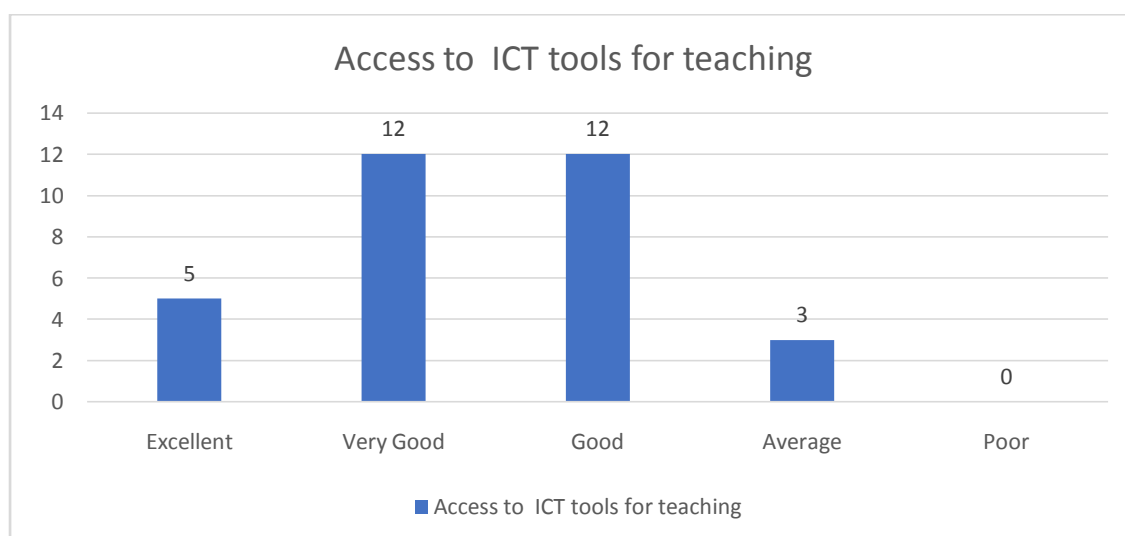
1. Classroom infrastructure

	Excellent	Very Good	Good	Average	Poor	Total
No of responses	06	22	01	03	0	32
In %	18.75%	68.75%	3.12%	9.38%	0	100



2. Access to ICT tools for teaching

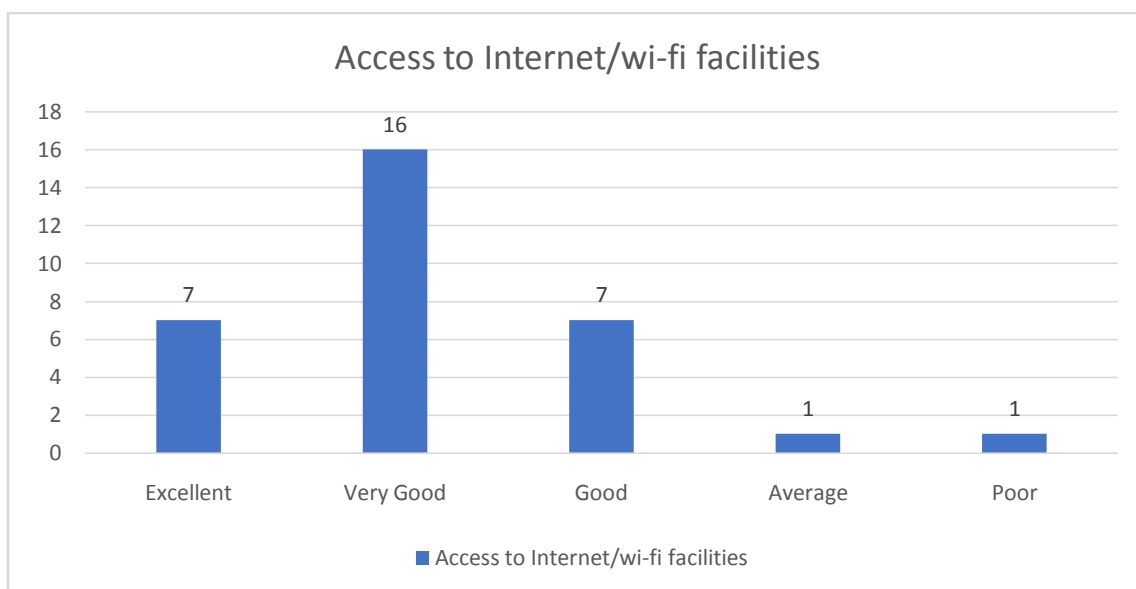
	Excellent	Very Good	Good	Average	Poor	Total
No of responses	05	12	12	03	0	32
In %	15.63%	37.50%	37.50%	9.37%	0	100





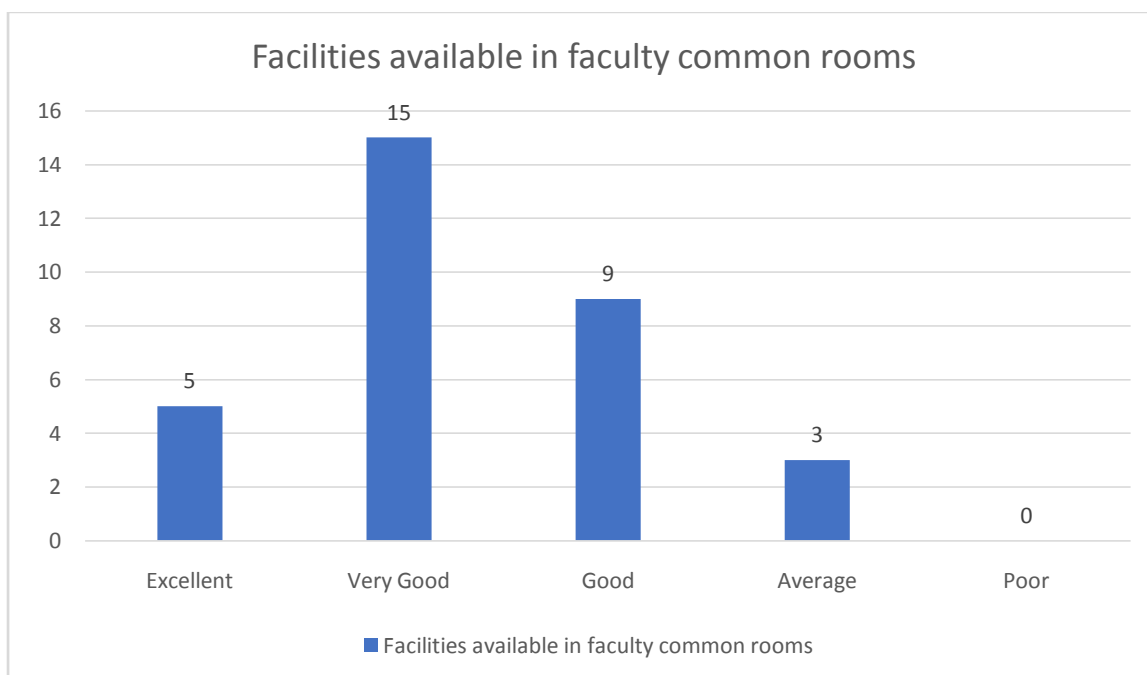
3. Access to Internet/Wi-fi facilities

	Excellent	Very Good	Good	Average	Poor	Total
No of responses	07	16	07	01	01	32
In %	21.88%	50%	21.88%	3.12%	3.12%	100



4. Facilities available in faculty common rooms

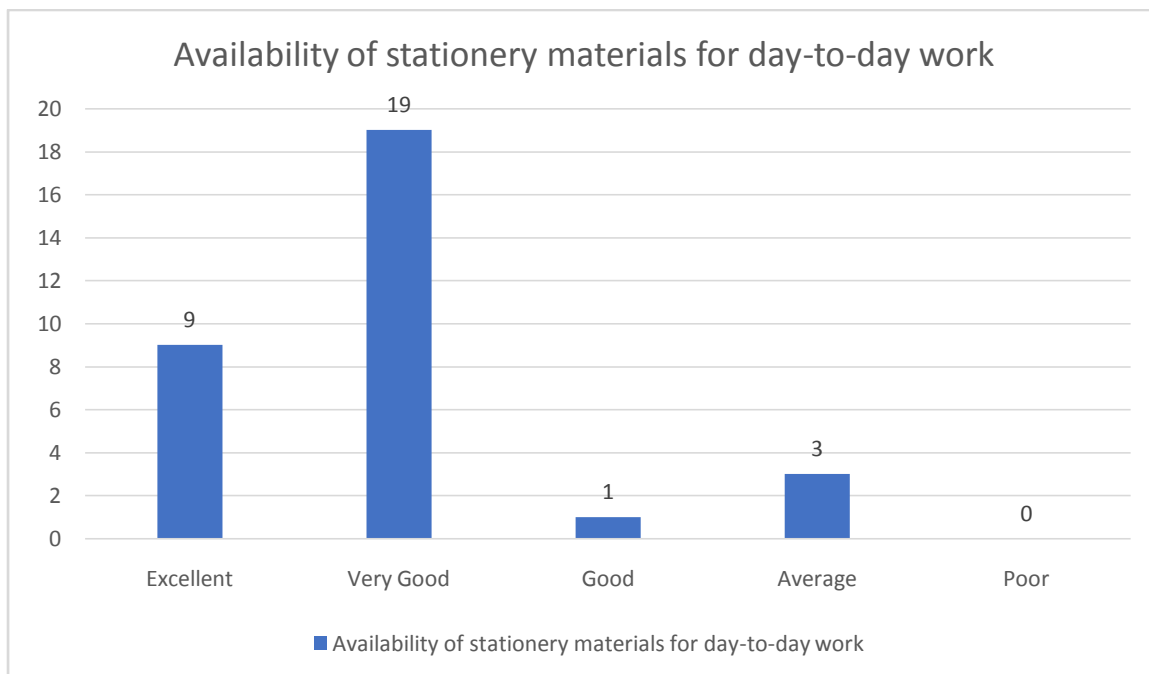
	Excellent	Very Good	Good	Average	Poor	Total
No of responses	05	15	09	03	0	32
In %	15.62%	46.87%	28.12%	9.37%	0	100





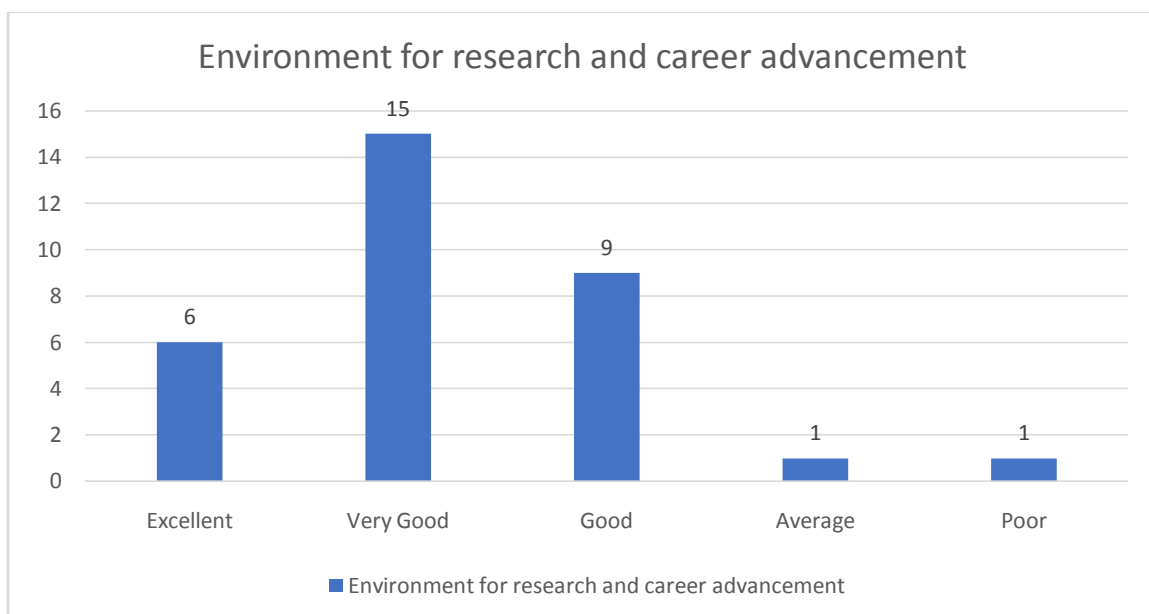
5. Availability of stationery materials for day-to-day work

	Excellent	Very Good	Good	Average	Poor	Total
No of responses	09	19	01	03	0	32
In %	28.12%	59.37%	3.12%	9.37%	0	100



6. Environment for Research and career Advancement

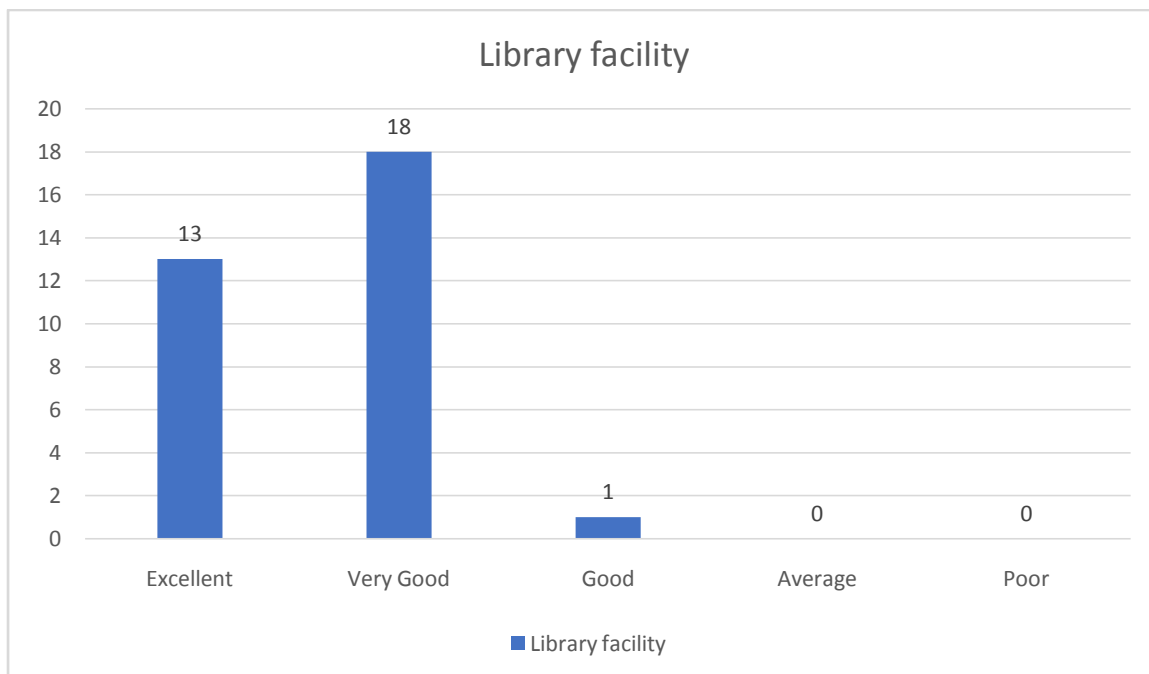
	Excellent	Very Good	Good	Average	Poor	Total
No of responses	06	15	09	01	01	32
In %	18.75%	46.88%	28.13%	3.12%	3.12%	100





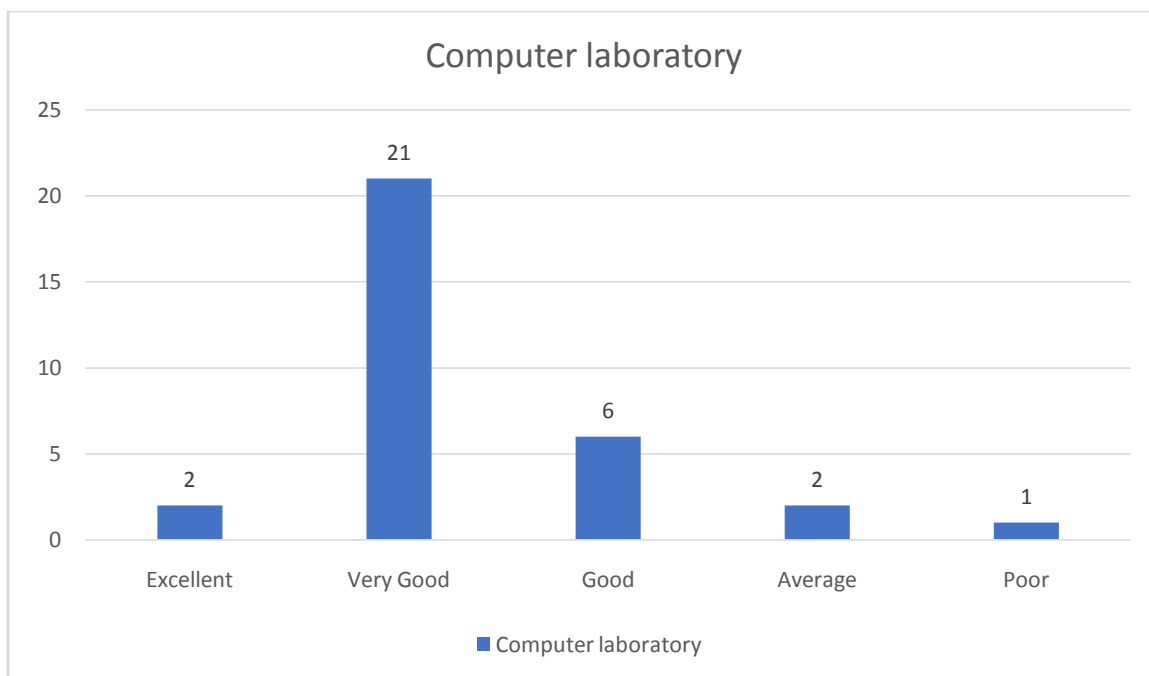
7. Library facilities

	Excellent	Very Good	Good	Average	Poor	Total
No of responses	13	18	01	0	0	32
In %	40.63%	56.25%	3.12%	0	0	100



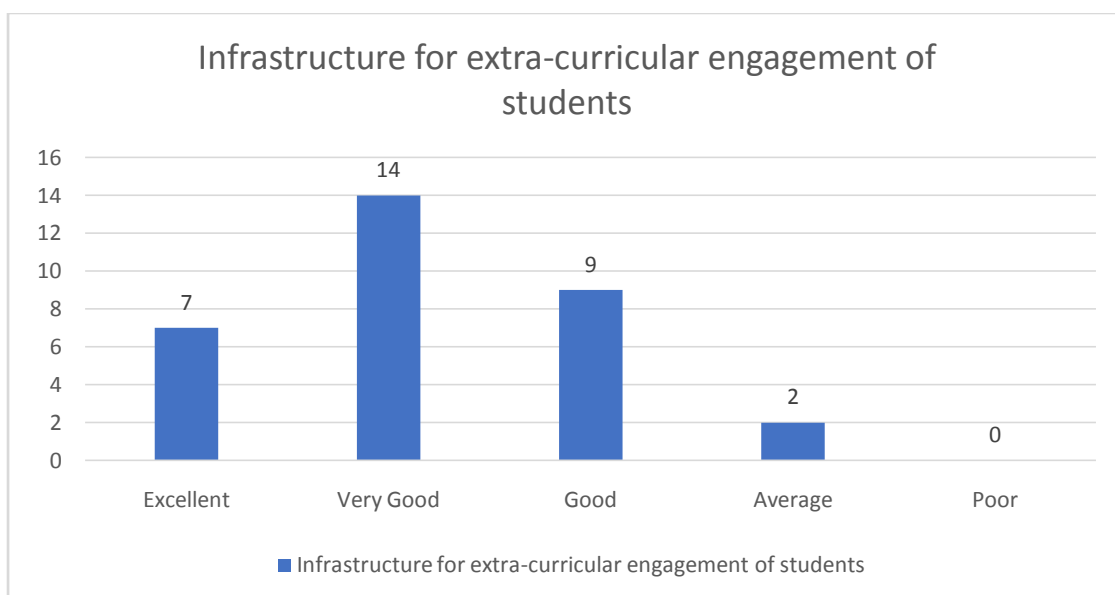
8. Computer laboratory

	Excellent	Very Good	Good	Average	Poor	Total
No of responses	02	21	06	02	01	32
In %	6.25%	65.63%	18.75%	6.25%	3.13%	100



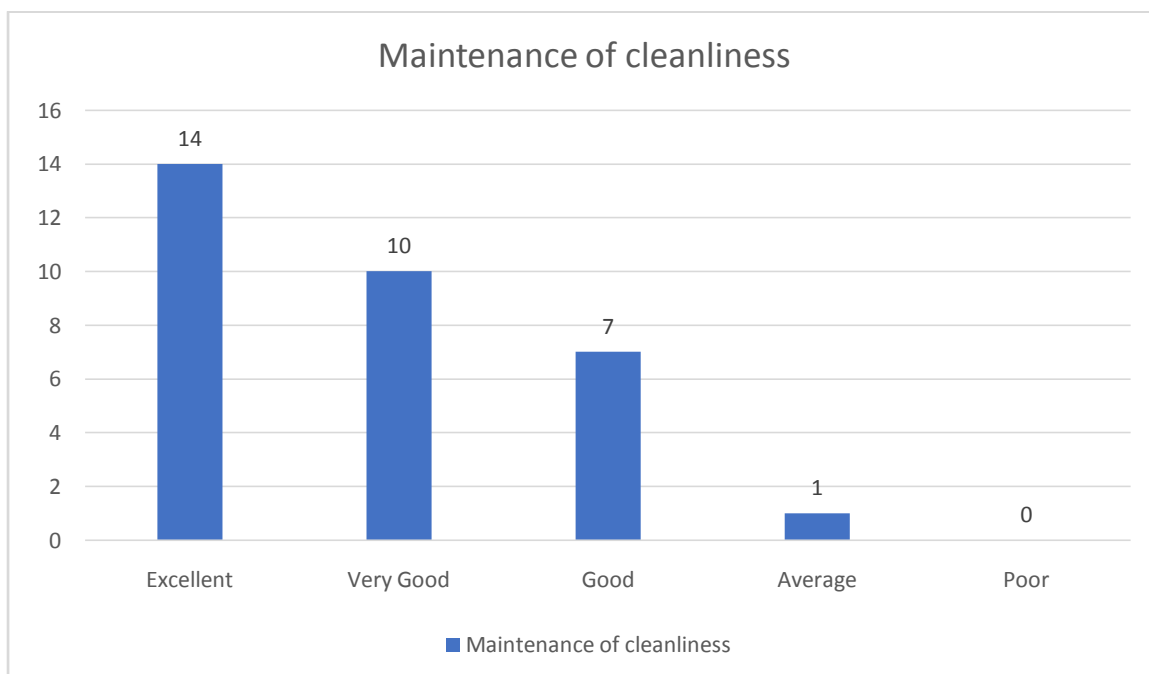
9. Infrastructure for extra-curricular engagement of students

	Excellent	Very Good	Good	Average	Poor	Total
Number of Responses	07	14	09	02	0	32
In Percentage	21.87%	43.75%	20.12%	6.25%	0	100



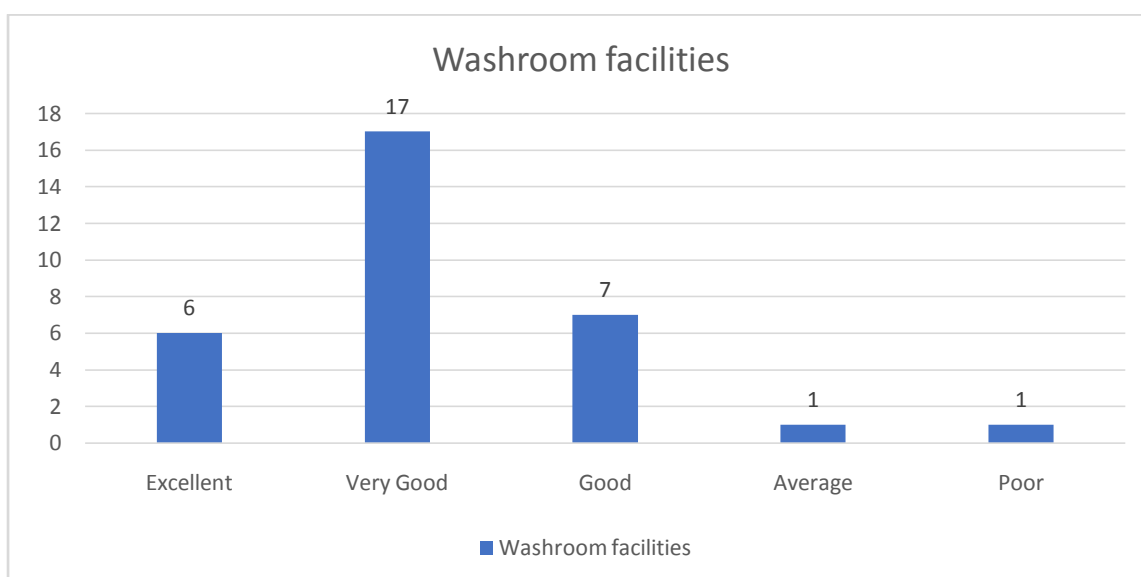
10. Maintenance of cleanliness

	Excellent	Very Good	Good	Average	Poor	Total
No of Responses	14	10	07	01	0	32
In %	43.75%	31.25%	21.88%	3.12%	0	100



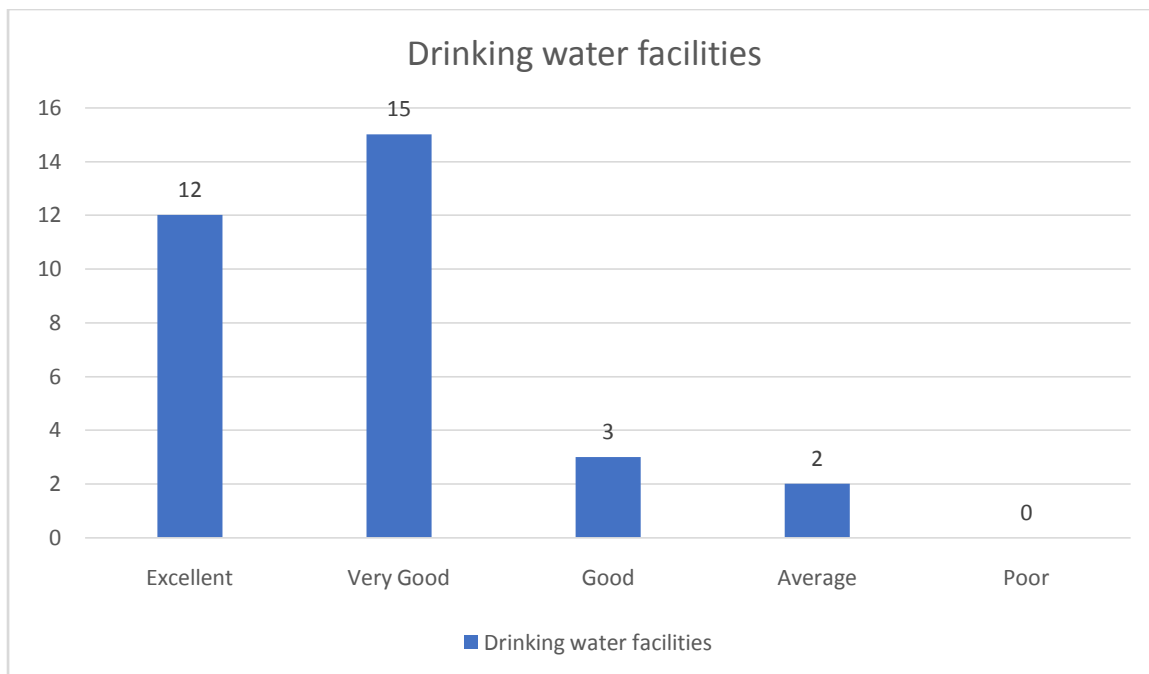
11. Washroom facilities

	Excellent	Very Good	Good	Average	Poor	Total
No of Responses	06	17	07	01	01	32
In %	18.75%	53.13%	21.88%	3.12%	3.12%	100



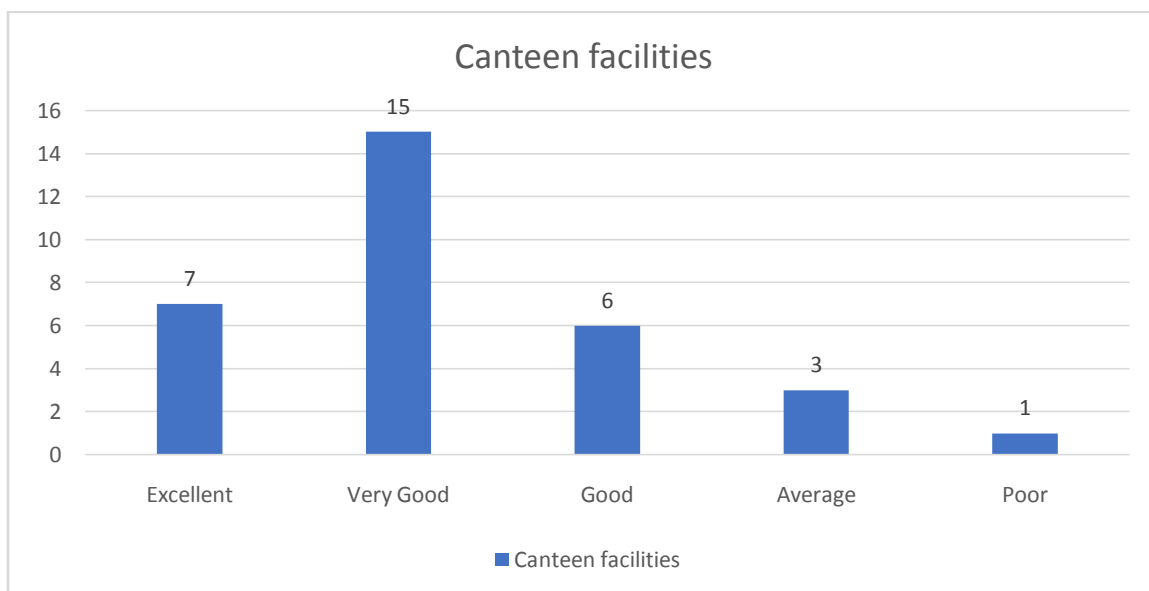
12. Drinking water facilities

	Excellent	Very Good	Good	Average	Poor	Total
No of Responses	12	15	03	02	0	32
In %	37.50%	46.88%	9.37%	6.25%	0	100



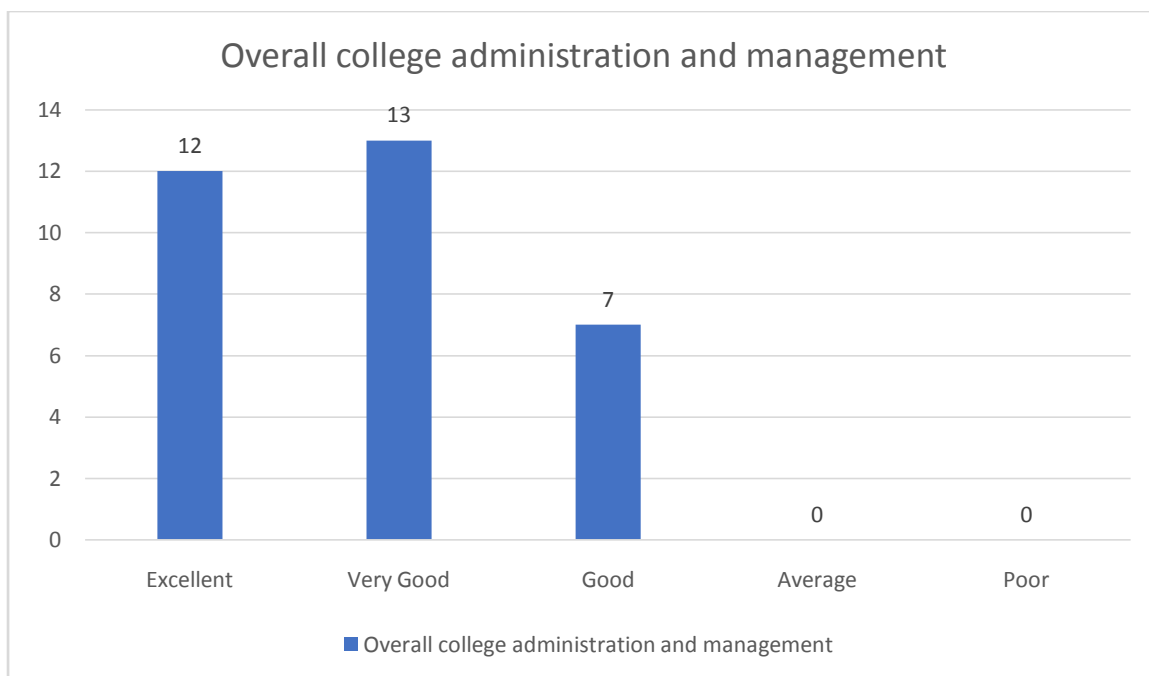
13. Canteen facilities

	Excellent	Very Good	Good	Average	Poor	Total
No of Responses	07	15	06	03	01	32
In %	21.88%	46.88%	18.75%	9.37%	3.12%	100



14. Overall college administration and management

	Excellent	Very Good	Good	Average	Poor	Total
No of Responses	12	13	07	0	0	32
In %	37.50%	40.62%	21.88%	0	0	100



Feedback Summary and Conclusion

The teachers' feedback of Pramathesh Barua College, Gauripur for the academic session 2020-21 was collected from total 32 nos of teachers through questionnaires. The feedback focus on various aspects such as Classroom infrastructure, access to ICT, Access to Internet, facilities in teachers' common room, availability of stationery, environment for research, library facilities and so on. During analysis it has been observed that majority of the faculty members showed positive attitude towards the overall performance of the college. 90.62% of the teachers is satisfied with the infrastructure facilities while 9.32% of the teachers voted as average infrastructure. 90.63 % of the teachers are satisfied with the ICT facilities in the college campus. 93.76% of the teachers are satisfied with internet facility available in the college campus.

The library of the college supports reading and literacy among teachers and students' community. It forms habits and tradition among students. While the computer laboratory facility enhances the skills and analytical abilities of the students. 40.63% of the teachers agrees that college has excellent library facility. Similarly, 56.25% of the teachers gave as very good and 3.12% of the teachers agrees as a good library facility in the campus, while no teachers marked library facility either as average or poor. 90.62% of the teachers marked as excellent or very good or good in terms of computer lab facility in the campus.

The college has cleaned and green campus area. Besides this, the college provides washroom facilities, drinking water facility and canteen facility. The overall administration and management are excellent since no teachers has marked it as either average or poor.

Suggestions

The teachers have given various suggestions to improve the facility in the college which are as follows: -

1. Building of the college is old which needs to be rebuilt again or must be repaired.
2. Internet facility in the college needs to be improved for taking online classes.
3. Computer facilities should be upgraded in the departments.
4. Toilets must be clean and safe to use with proper water and sanitation facilities.



The above feedback analysis provides a valuation insights into both the strengths and weaknesses of the institution. The college administration is encouraged to consider these insights for planning and implantation for the next academic sessions to ensure improvements.

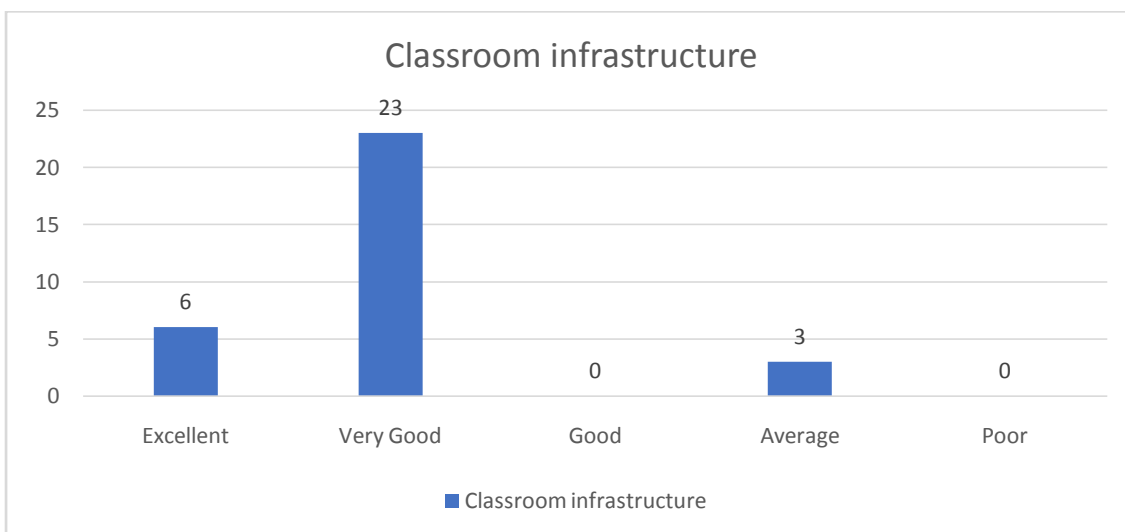


Analysis of Teachers Feedback Data for academic Session 2021-22

P.B. College, Gauripur, Dist: Dhubri, Assam

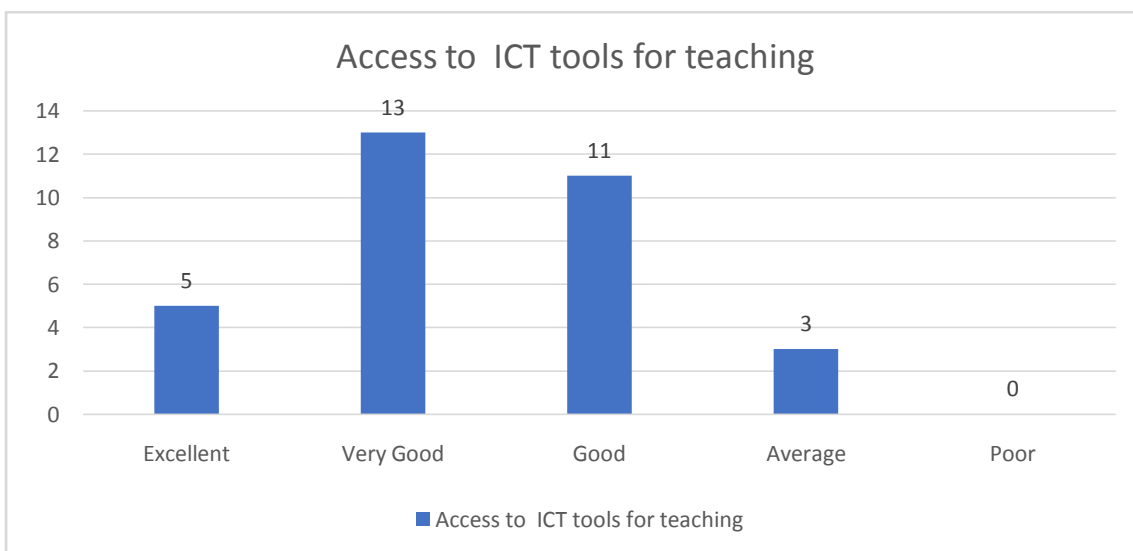
1. Classroom infrastructure

	Excellent	Very Good	Good	Average	Poor	Total
No of responses	06	23	0	03	0	32
In %	18.75%	71.88%	0	9.38%	0	100



2. Access to ICT tools for teaching

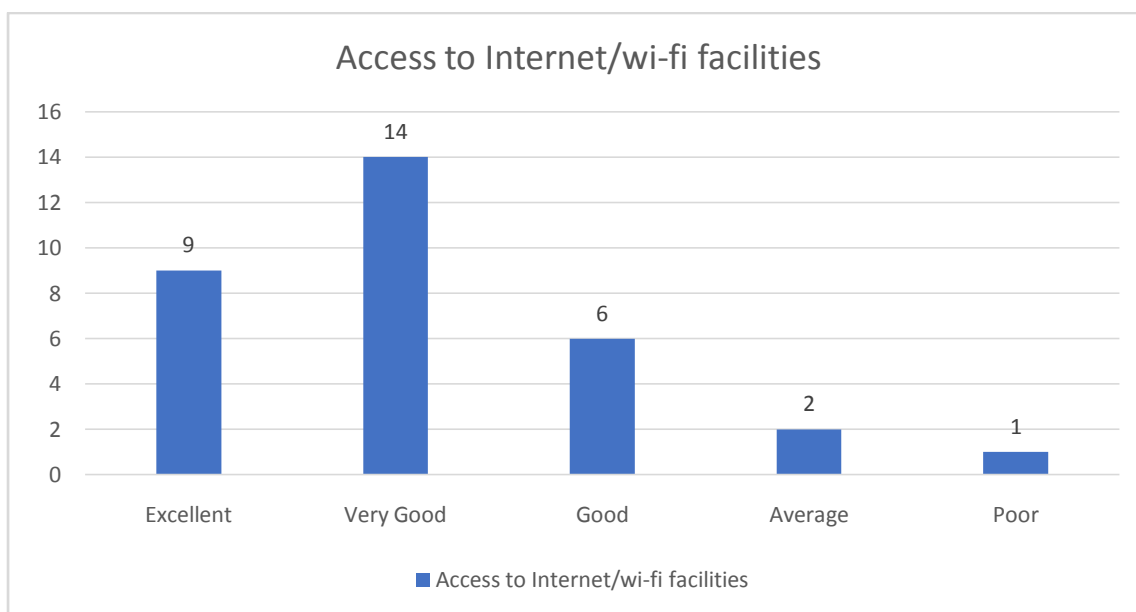
	Excellent	Very Good	Good	Average	Poor	Total
No of responses	05	13	11	03	0	32
In %	15.63%	40.63%	34.37%	9.37%	0	100





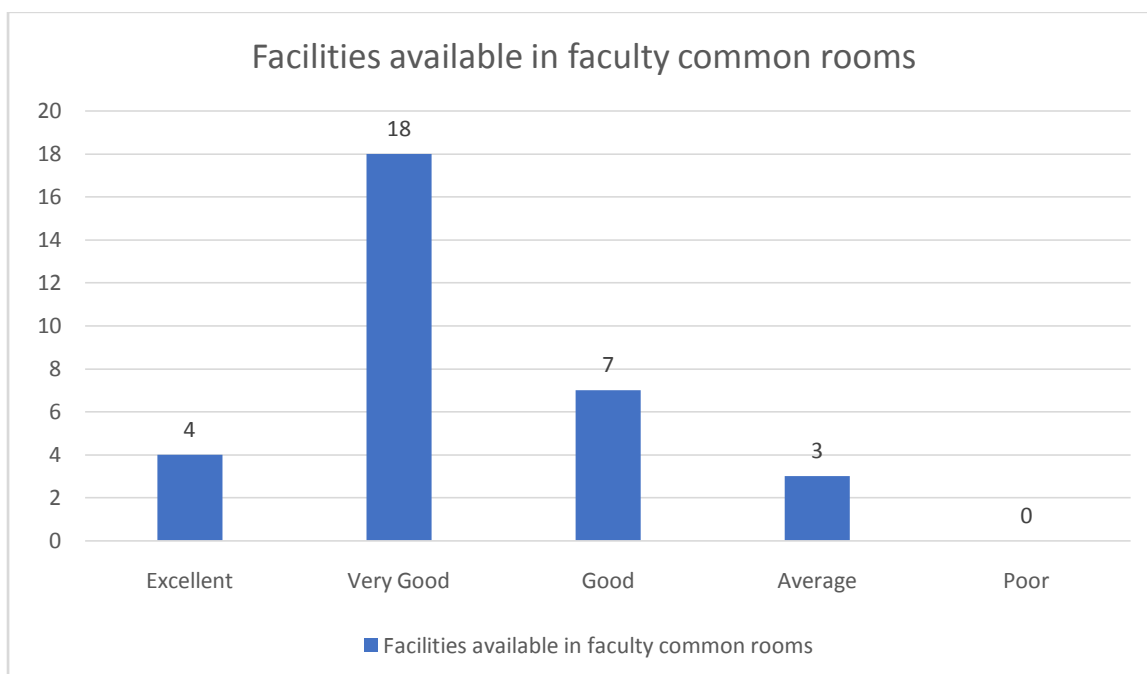
3. Access to Internet/Wi-fi facilities

	Excellent	Very Good	Good	Average	Poor	Total
No of responses	09	14	06	02	01	32
In %	28.12%	43.75%	18.75%	6.25%	3.13	100



4. Facilities available in faculty common rooms

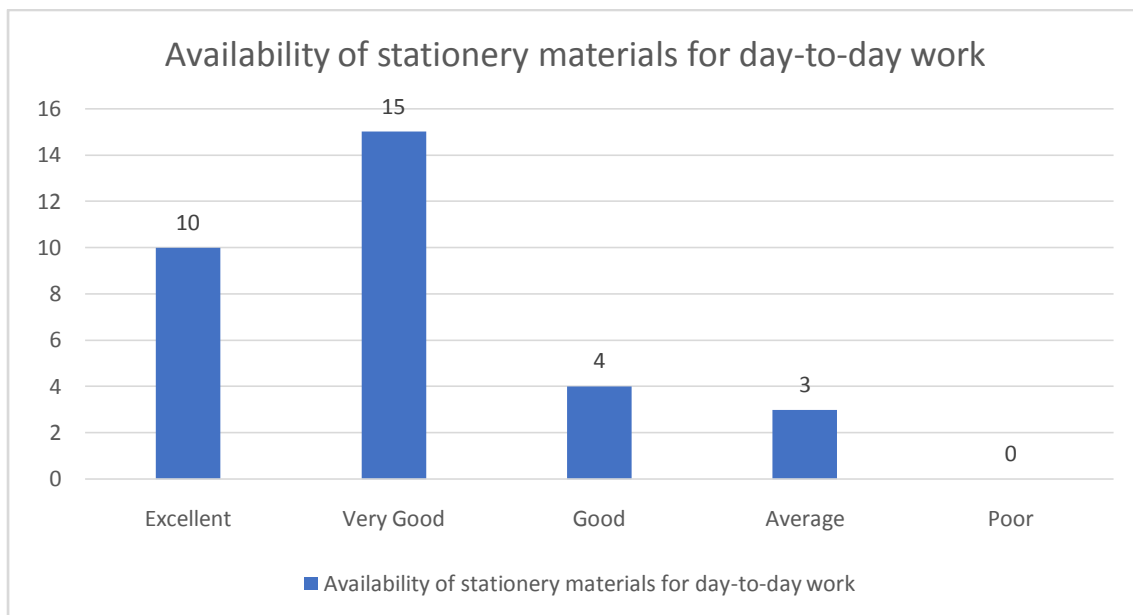
	Excellent	Very Good	Good	Average	Poor	Total
No of responses	04	18	07	03	0	32
In %	12.50%	56.25%	21.87%	9.37%	0	100





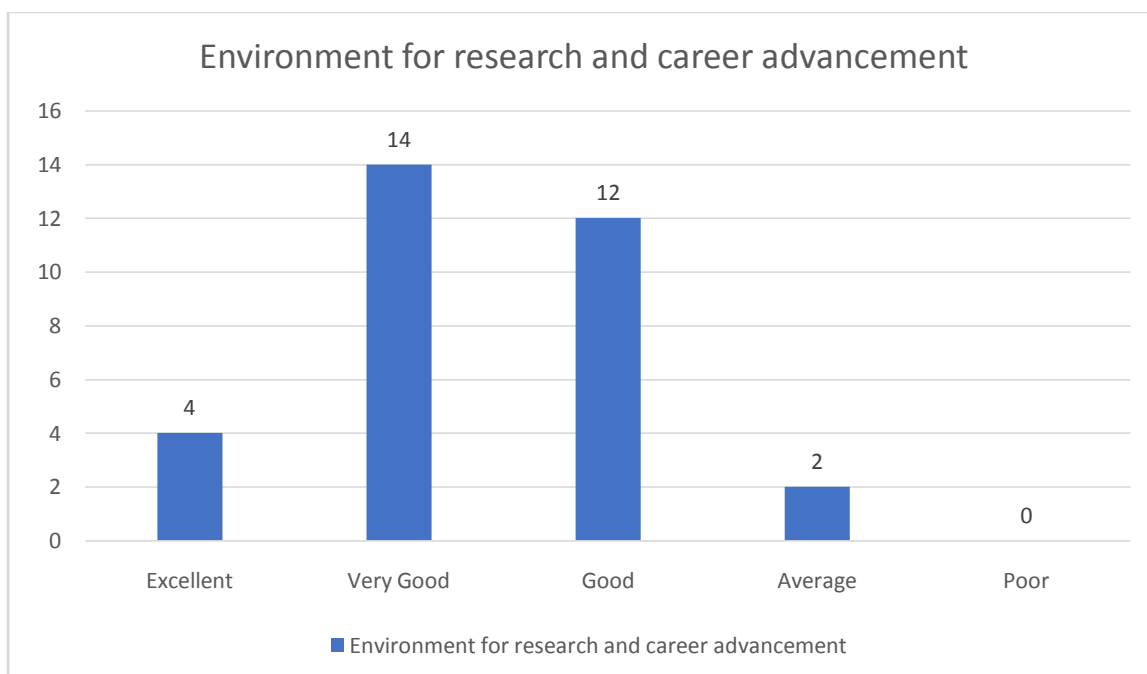
5. Availability of stationery materials for day-to-day work

	Excellent	Very Good	Good	Average	Poor	Total
No of responses	10	15	04	03	0	32
In %	31.25%	46.87%	12.50%	9.37%	0	100



6. Environment for Research and career Advancement

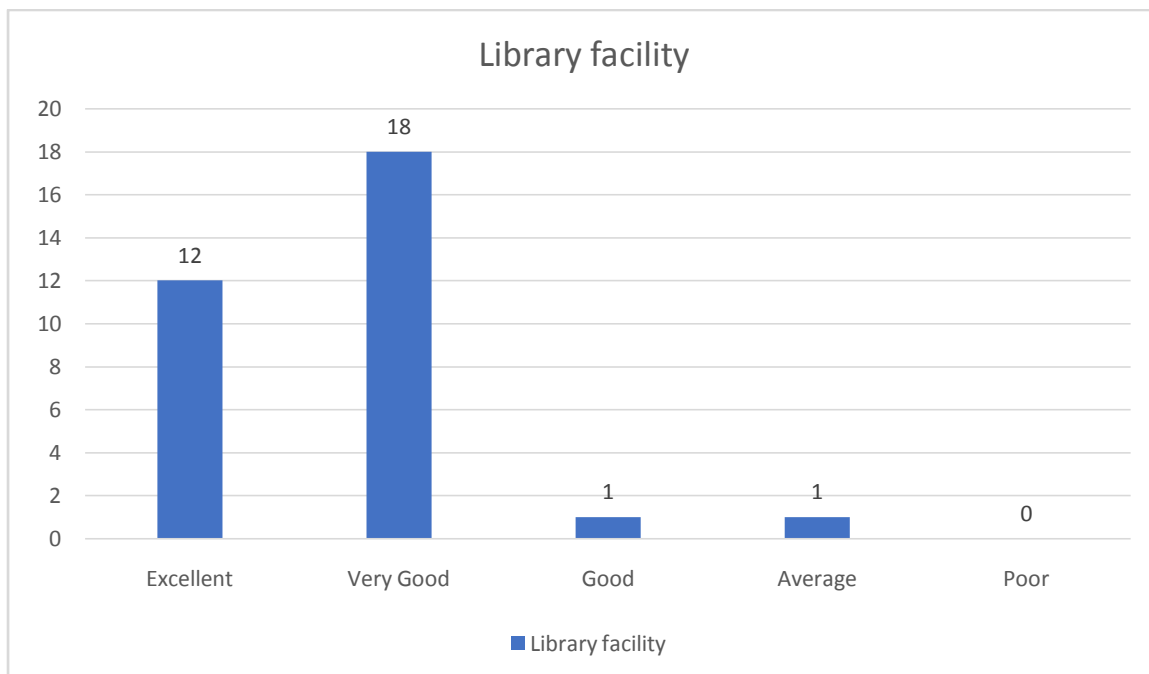
	Excellent	Very Good	Good	Average	Poor	Total
No of responses	04	14	12	02	0	32
In %	12.50%	43.75%	37.50%	6.25%	0	100





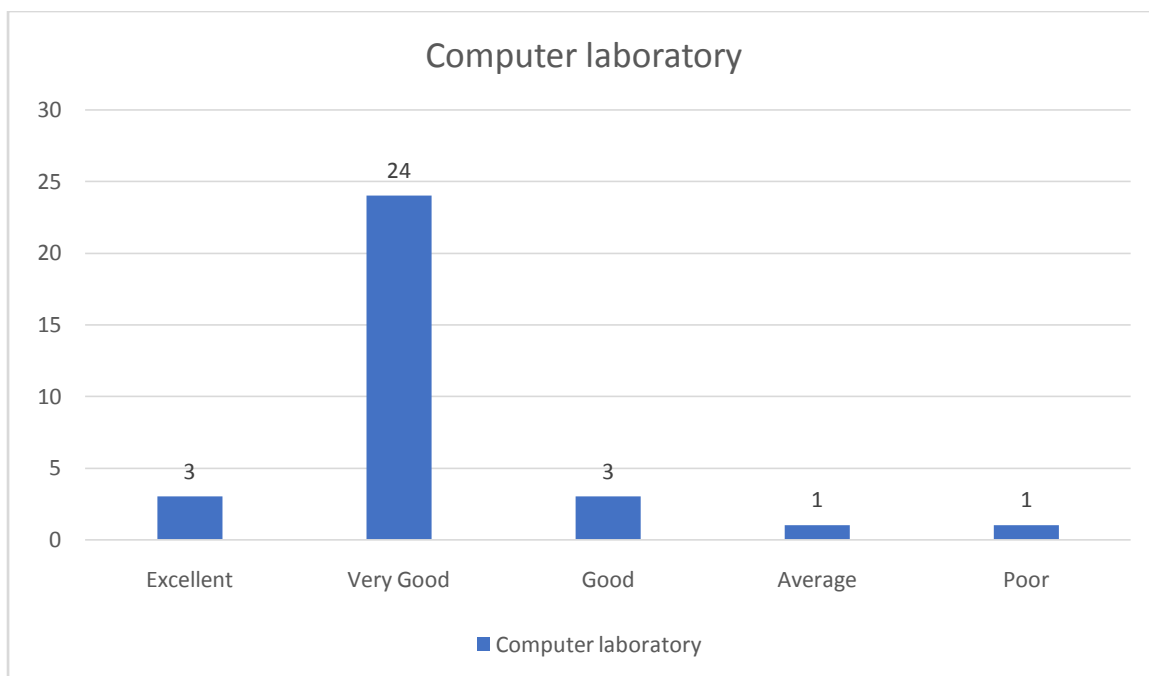
7. Library facilities

	Excellent	Very Good	Good	Average	Poor	Total
No of responses	12	18	01	01	0	32
In %	37.50%	56.25%	3.12%	3.12%	0	100



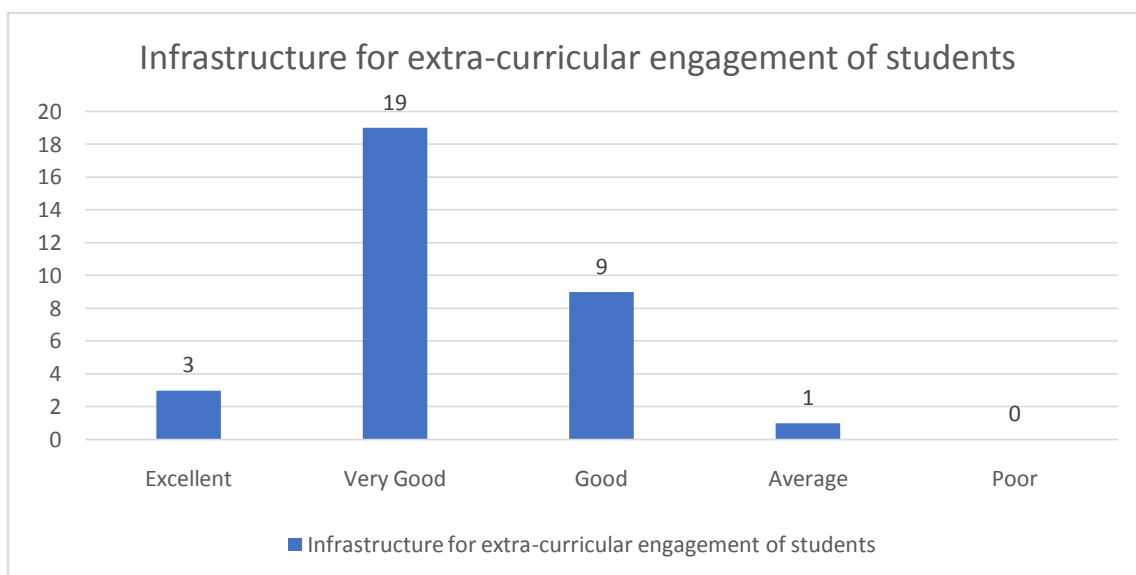
8. Computer laboratory

	Excellent	Very Good	Good	Average	Poor	Total
No of responses	03	24	03	01	01	32
In %	9.37%	75%	9.37%	3.12%	3.12%	100



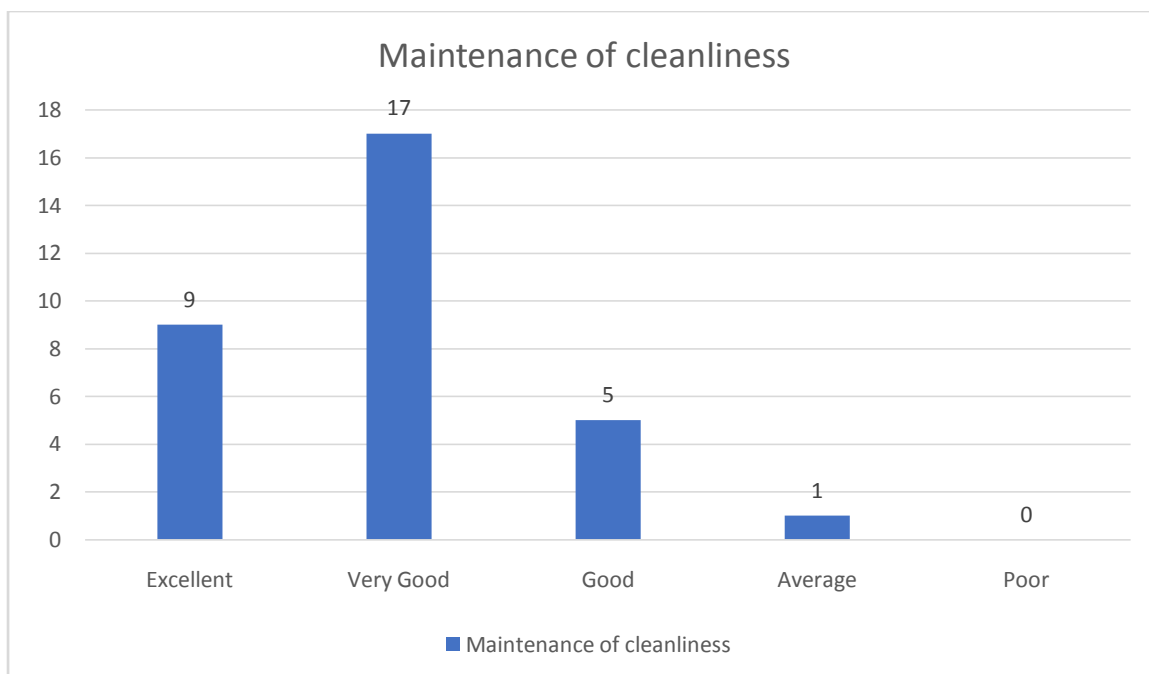
9. Infrastructure for extra-curricular engagement of students

	Excellent	Very Good	Good	Average	Poor	Total
No of responses	03	19	09	01	0	32
In %	9.38%	59.38%	28.12%	3.12%	0	100



10. Maintenance of cleanliness

	Excellent	Very Good	Good	Average	Poor	Total
No of responses	09	17	05	01	0	32
In %	28.13%	53.12%	15.62%	3.13%	0	100



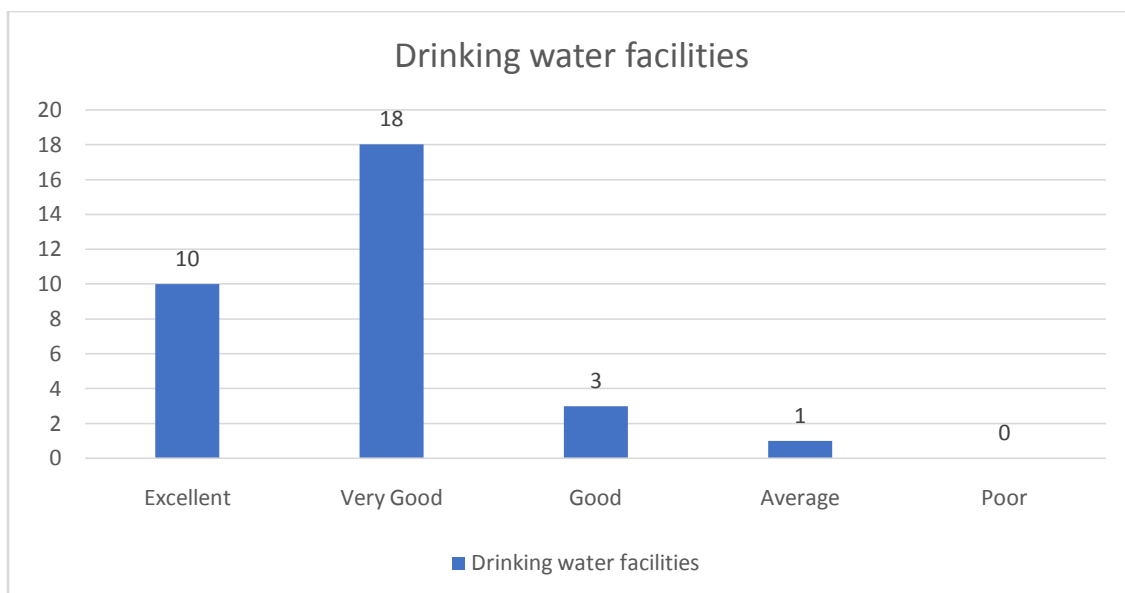
11. Washroom facilities

	Excellent	Very Good	Good	Average	Poor	Total
No of responses	07	16	07	01	01	32
In %	21.88%	50%	21.88%	3.12%	3.12%	100



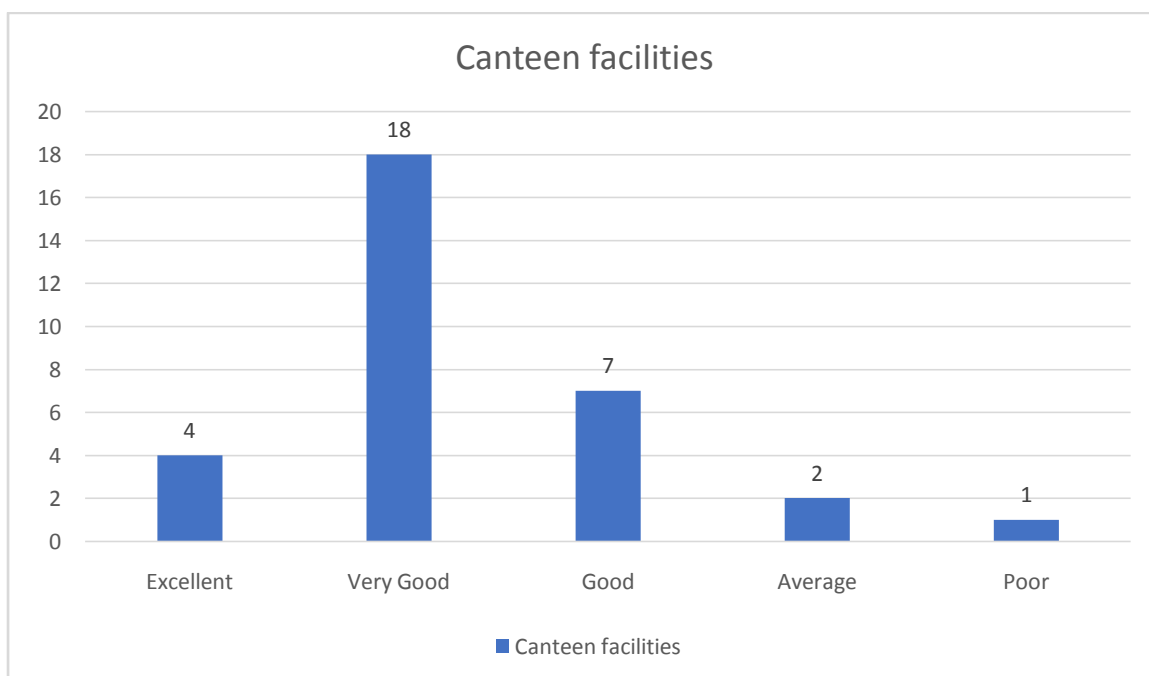
12. Drinking water facilities

	Excellent	Very Good	Good	Average	Poor	Total
No of responses	10	18	03	01	0	32
In %	32.25%	56.25%	9.38%	3.12%	0	100



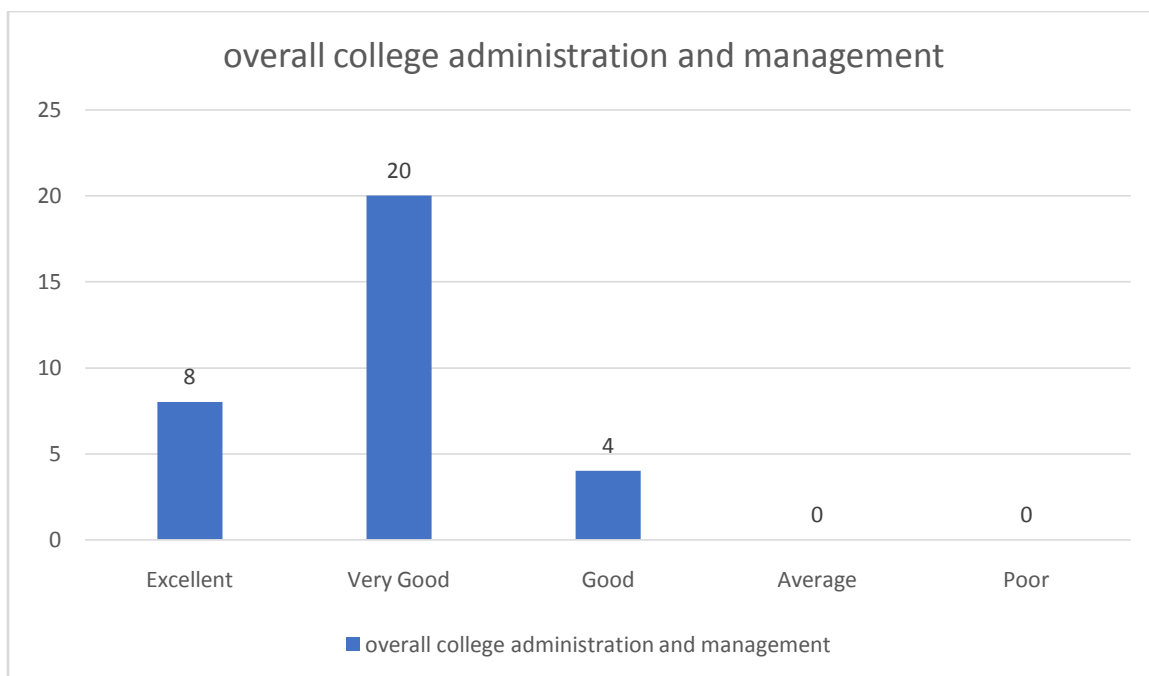
13. Canteen facilities

	Excellent	Very Good	Good	Average	Poor	Total
No of responses	04	18	07	01	01	32
In %	12.50%	56.25%	21.87%	3.12%	3.12%	100



14. Overall college administration and management

	Excellent	Very Good	Good	Average	Poor	Total
No of responses	08	20	04	0	0	32
In %	25%	62.50%	12.50%	0	0	100



Feedback Summary and Conclusion

The teachers' feedback of Pramathesh Barua College, Gauripur for the academic session 2021-22 was collected from total 32 nos of teachers through questionnaires. The feedback focus on various aspects such as Classroom infrastructure, access to ICT, Access to Internet, facilities in teachers' common room, availability of stationery, environment for research, library facilities and so on. During analysis it has been observed that majority of the faculty members showed positive attitude towards the overall performance of the college. 90.63% of the teachers is satisfied with the infrastructure facilities while 9.38% of the teachers voted as average infrastructure. 90.63 % of the teachers are satisfied with the ICT facilities in the college campus. 90.62% of the teachers are satisfied with internet facility available in the college campus.

The library of the college supports reading and literacy among teachers and students' community. It forms habits and tradition among students. While the computer laboratory facility enhances the skills and analytical abilities of the students. 37.50% of the teachers agrees that college has excellent library facility. Similarly, 56.25% of the teachers gave as very good and 3.12% of the teachers agrees as a good library facility in the campus, while 3.12% of the teachers marked library facility as average. 90.62% of the teachers marked as excellent or very good or good in terms of computer lab facility in the campus.

The college has cleaned and green campus area. Besides this, the college provides washroom facilities, drinking water facility and canteen facility. The overall administration and management are excellent since no teachers has marked it as either average or poor.

Suggestions

The teachers have given various suggestions to improve the facility in the college which are as follows: -

1. Building of the college is old which needs to be rebuilt again or must be repaired.
2. Toilets must be clean and safe to use with proper water and sanitation facilities.



The above feedback analysis provides a valuation insights into both the strengths and weaknesses of the institution. The college administration is encouraged to consider these insights for planning and implantation for the next academic sessions to ensure improvements.

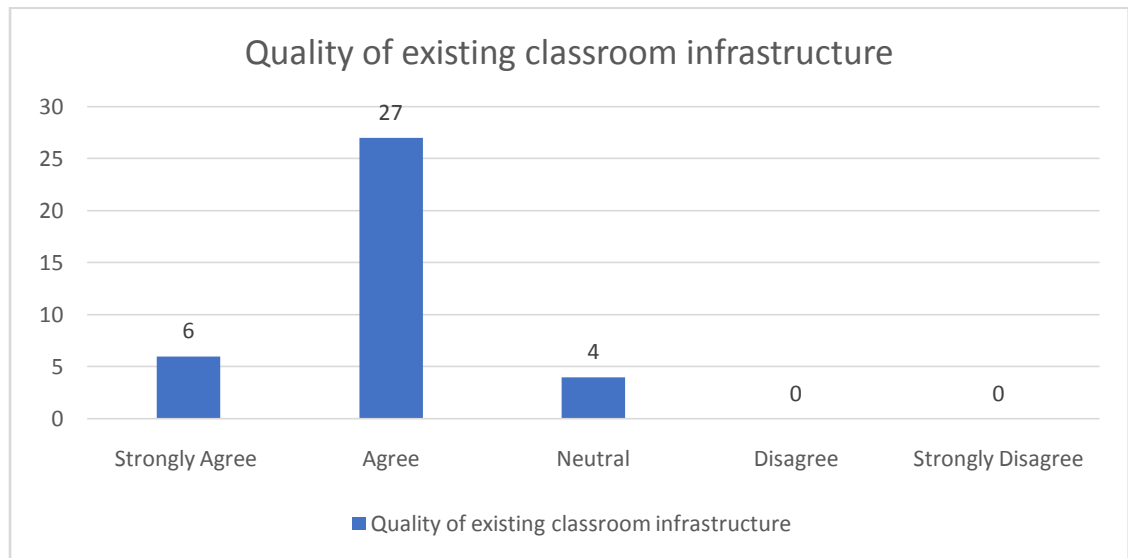


Analysis of Teachers Feedback Data for academic Session 2022-2023

P.B. College, Gauripur, Dist: Dhubri, Assam

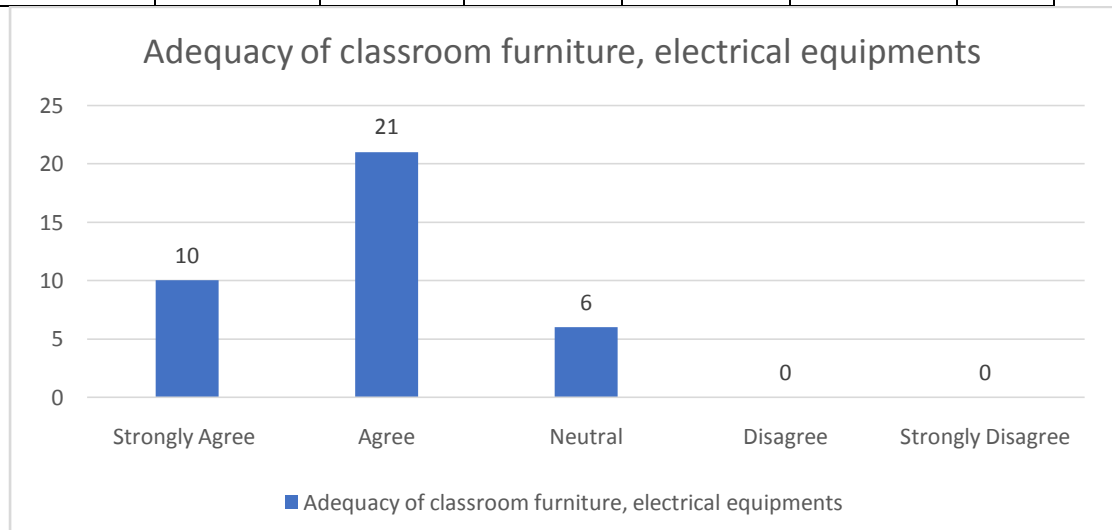
1. The quality of existing classroom infrastructure supports a satisfactory teaching-learning environment.

	Strongly Agree	Agree	Neutral	Disagree	Strongly disagree	Total
No of responses	06	27	04	0	0	37
In %	16.22%	72.97%	10.81%	0	0	100



2. Classroom furniture, electrical equipment etc. are adequate to meet the needs of the students and teachers.

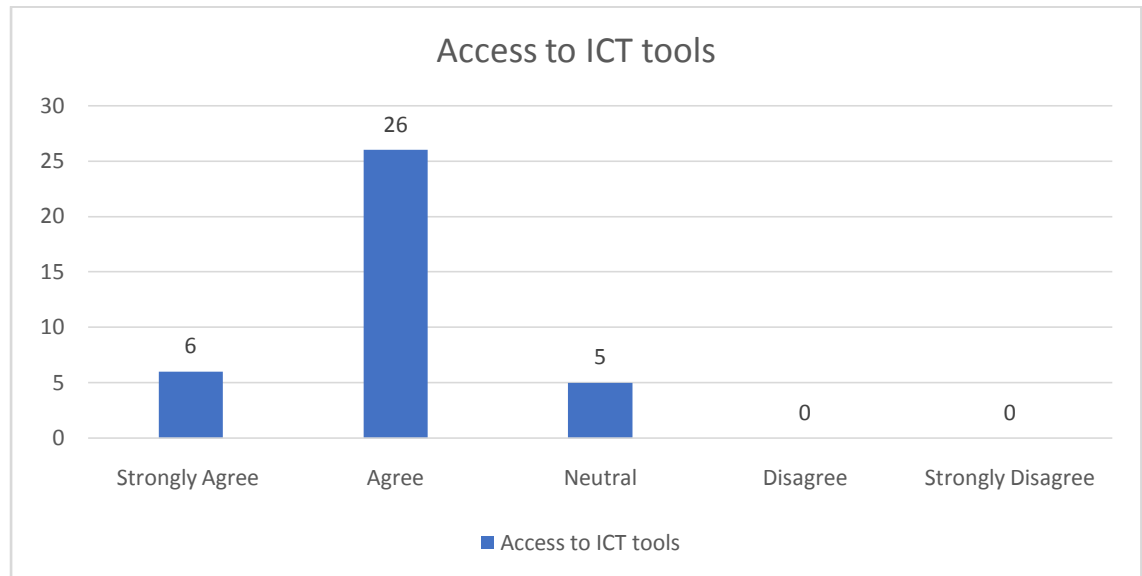
	Strongly Agree	Agree	Neutral	Disagree	Strongly disagree	Total
No of responses	10	21	06	0	0	37
In %	27.03%	56.76%	16.21	0	0	100





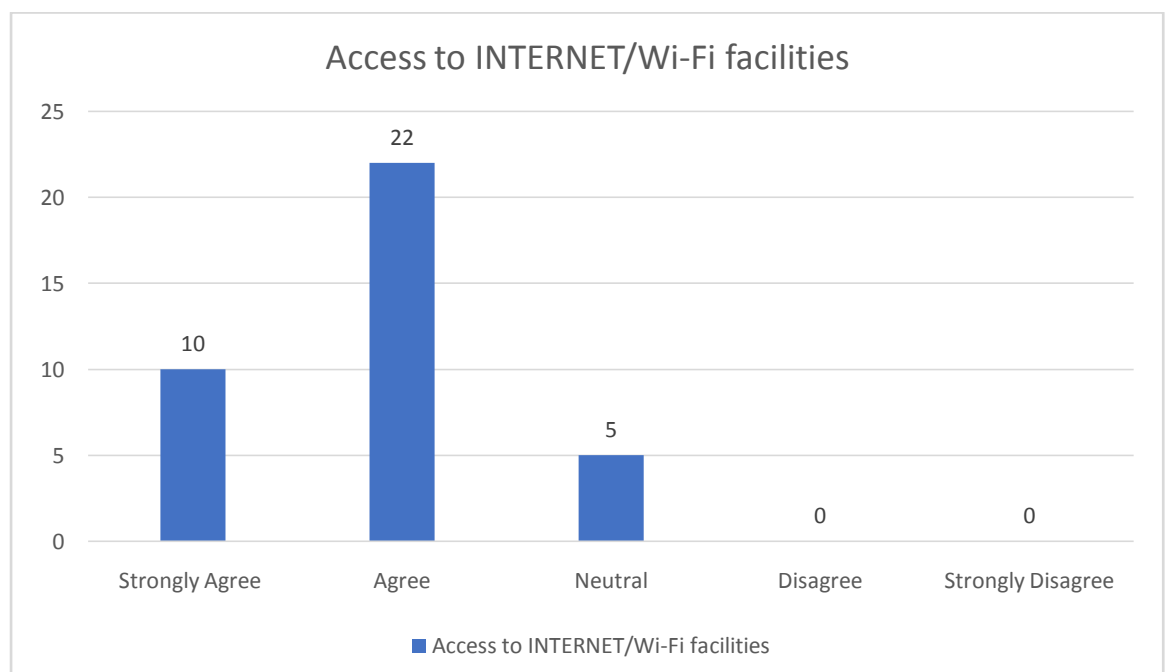
3. There is adequate access to ICT tools for effective teaching.

	Strongly Agree	Agree	Neutral	Disagree	Strongly disagree	Total
No of responses	06	26	05	0	0	37
In %	16.22%	70.27%	13.51%	0	0	100



4. There is access to high speed and uninterrupted Internet/Wi-Fi facilities.

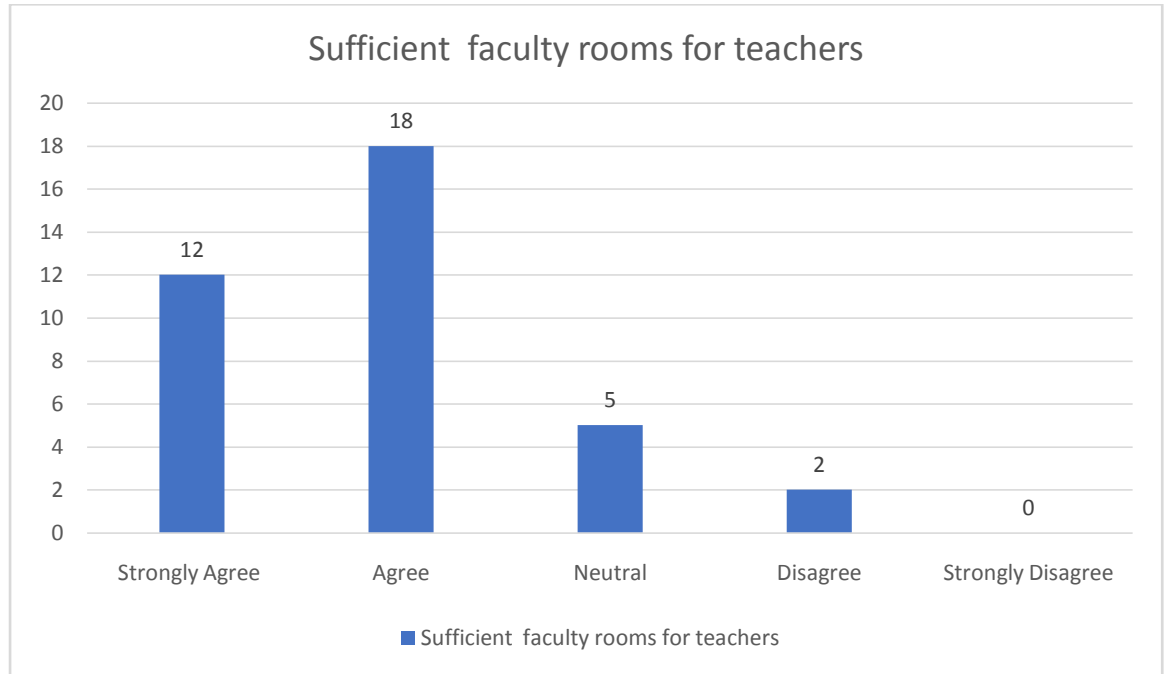
	Strongly Agree	Agree	Neutral	Disagree	Strongly disagree	Total
No of responses	10	22	05	0	0	37
In %	27.03%	59.46%	13.51%	0	0	100





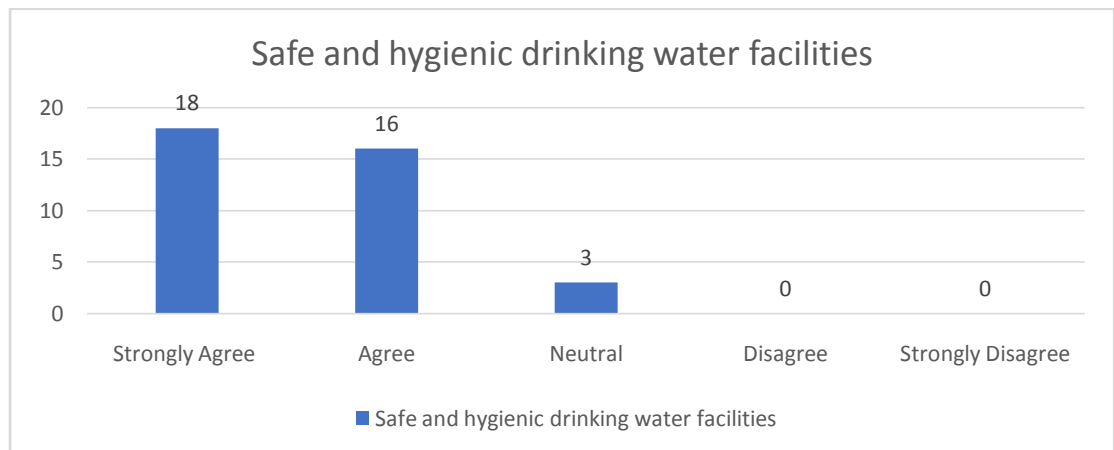
5. Faculty rooms are sufficiently furnished to accommodate the teachers.

	Strongly Agree	Agree	Neutral	Disagree	Strongly disagree	Total
No of responses	12	18	05	02	0	37
In %	32.43%	48.65%	13.51%	5.41%	0	100



6. Safe and hygienic drinking water facilities are available for the faculty in/near the faculty rooms.

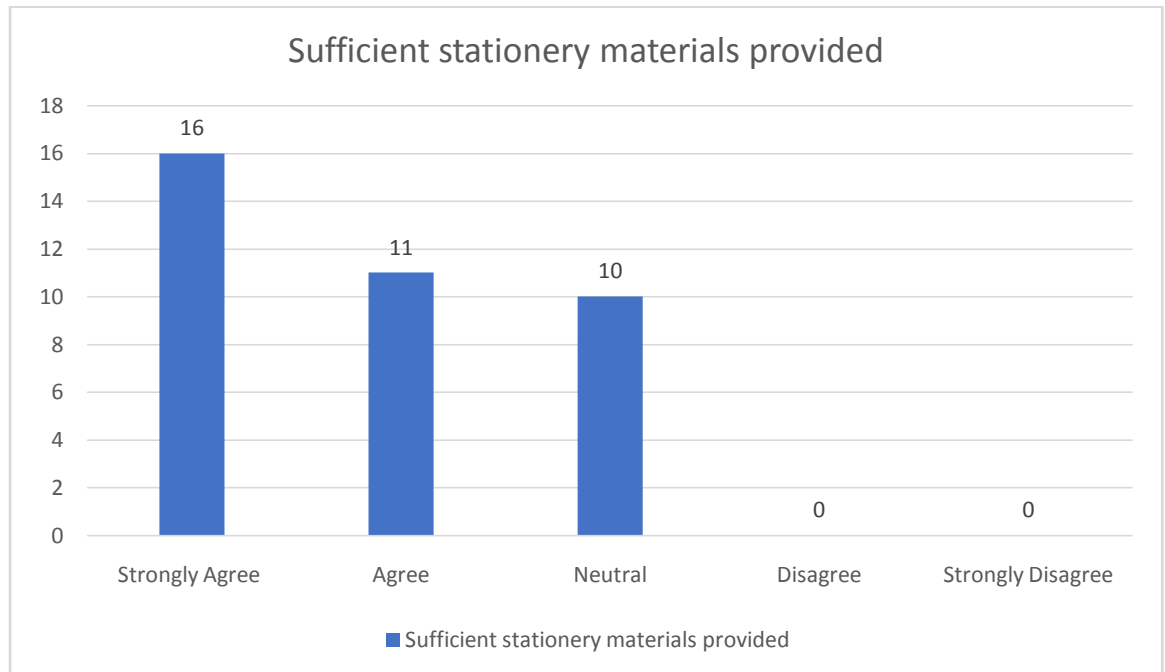
	Strongly Agree	Agree	Neutral	Disagree	Strongly disagree	Total
No of responses	18	16	03	0	0	37
In %	48.65%	43.24%	8.11%	0	0	100





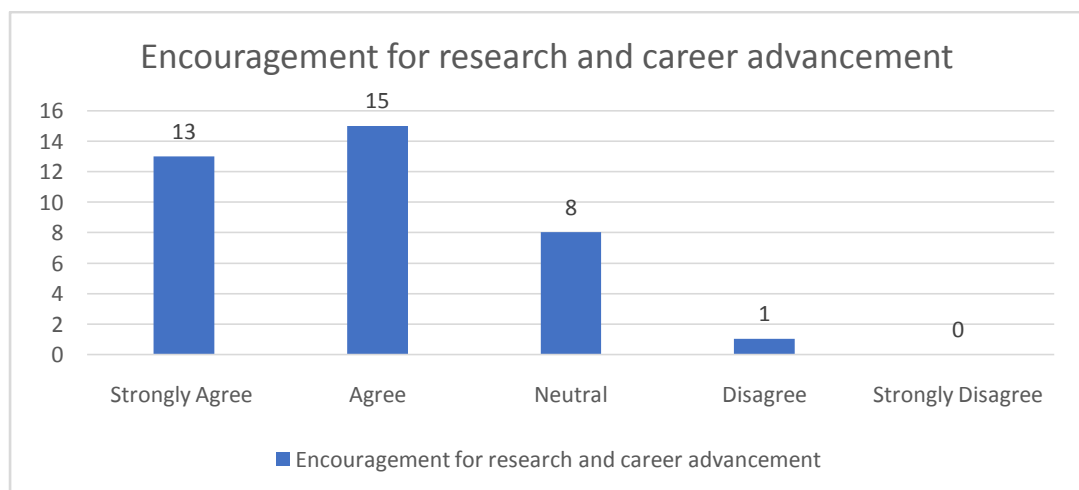
7. The teachers are provided with sufficient stationery material for day-to-day work.

	Strongly Agree	Agree	Neutral	Disagree	Strongly disagree	Total
No of responses	16	11	10	0	0	37
In %	43.24%	29.73%	27.03%	0	0	100



8. The college administration encourages the faculty for Research and Career Advancement.

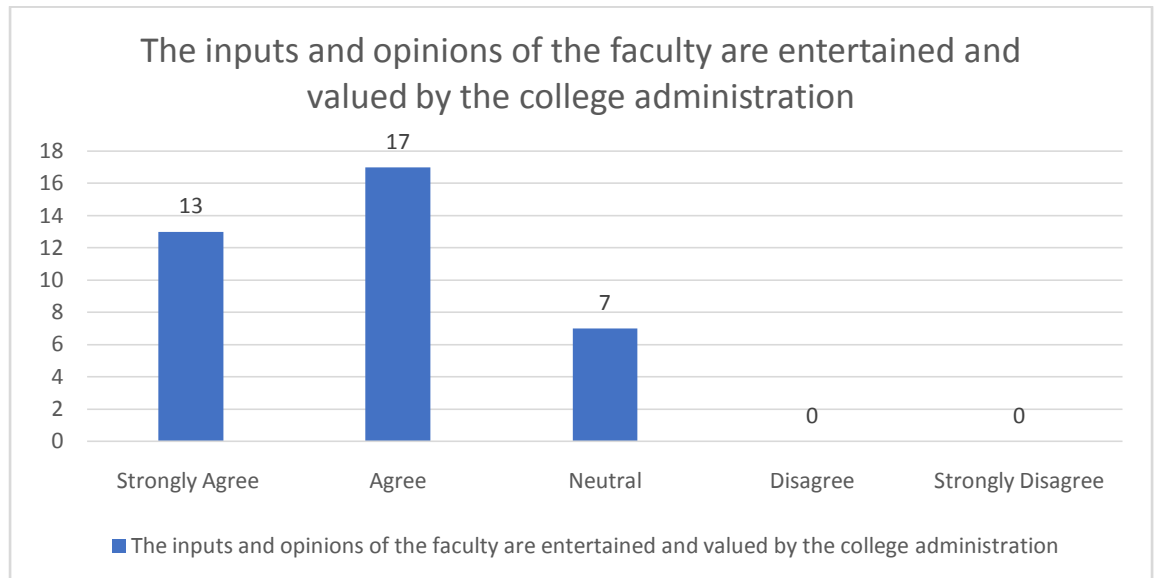
	Strongly Agree	Agree	Neutral	Disagree	Strongly disagree	Total
No of responses	13	15	08	01	0	37
In %	35.14%	40.54%	21.62%	2.70%	0	100





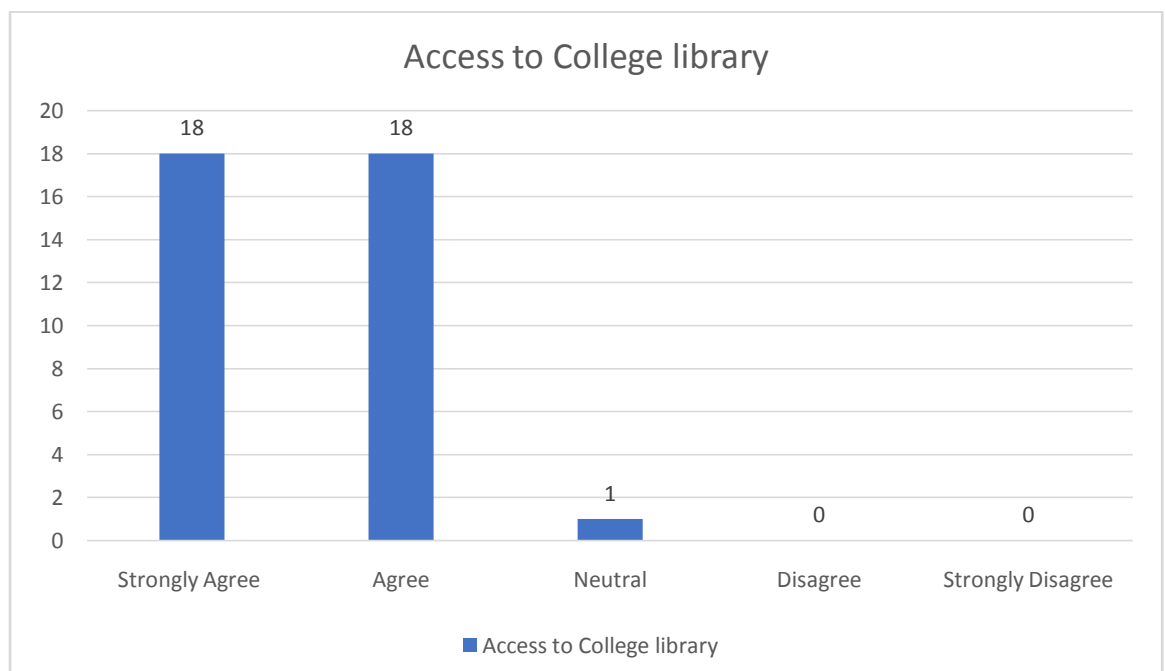
9. The inputs and opinions of the faculty are entertained and valued by the college administration.

	Strongly Agree	Agree	Neutral	Disagree	Strongly disagree	Total
No of responses	13	17	07	0	0	37
In %	35.14%	45.94%	18.92%	0	0	100



10. The college library provides adequate access to books, journals, magazines etc.

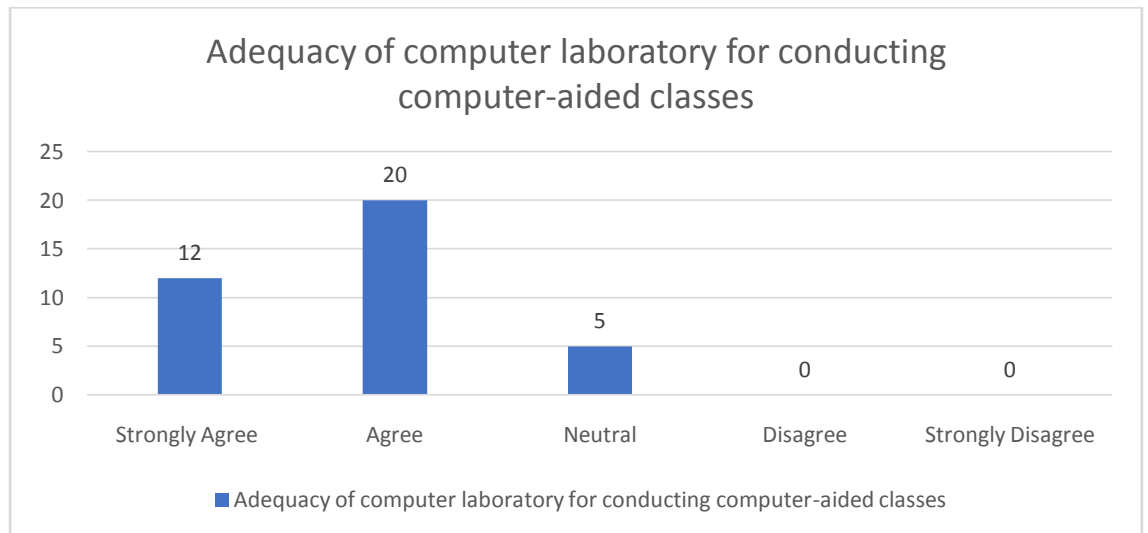
	Strongly Agree	Agree	Neutral	Disagree	Strongly disagree	Total
No of responses	18	18	01	0	0	37
In %	48.65%	48.65%	2.70%	0	0	100





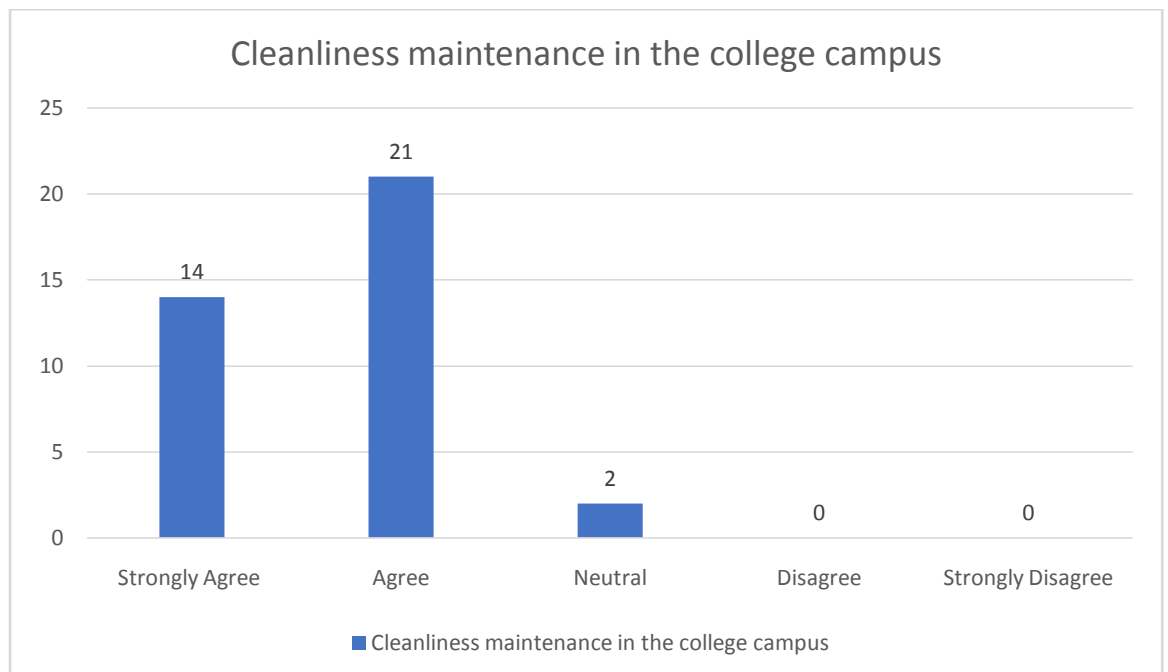
11. The computer laboratory of the college is adequate for conducting computer aided classes for students.

	Strongly Agree	Agree	Neutral	Disagree	Strongly disagree	Total
No of responses	12	20	05	0	0	37
In %	32.44%	54.05%	13.51%	0	0	100



12. Cleanliness is maintained throughout the college campus.

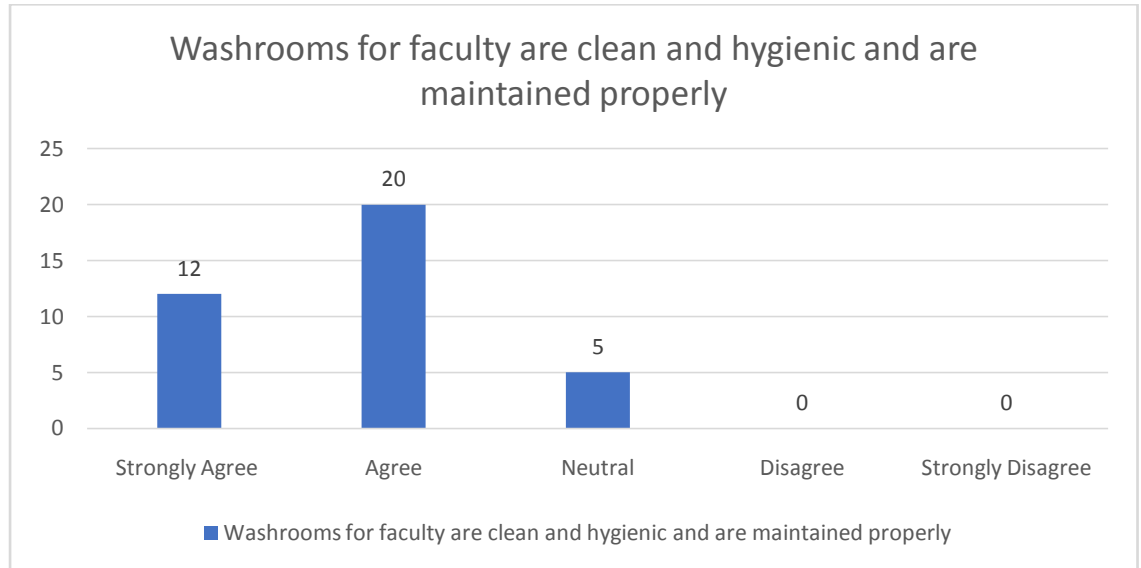
	Strongly Agree	Agree	Neutral	Disagree	Strongly disagree	Total
No of responses	14	21	02	0	0	37
In %	37.83%	56.76%	5.41%	0	0	100





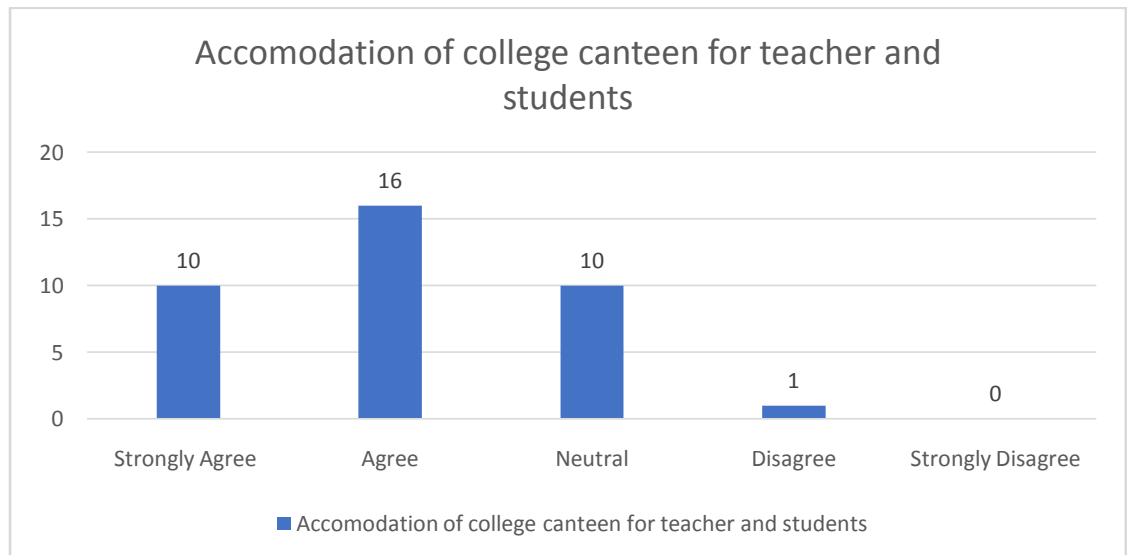
13. The washrooms for faculty are clean and hygienic and are maintained properly.

	Strongly Agree	Agree	Neutral	Disagree	Strongly disagree	Total
No of responses	12	20	05	0	0	37
In %	32.43%	54.05%	13.51%	0	0	100



14. The college canteen is adequately furnished to accommodate the teachers and students simultaneously.

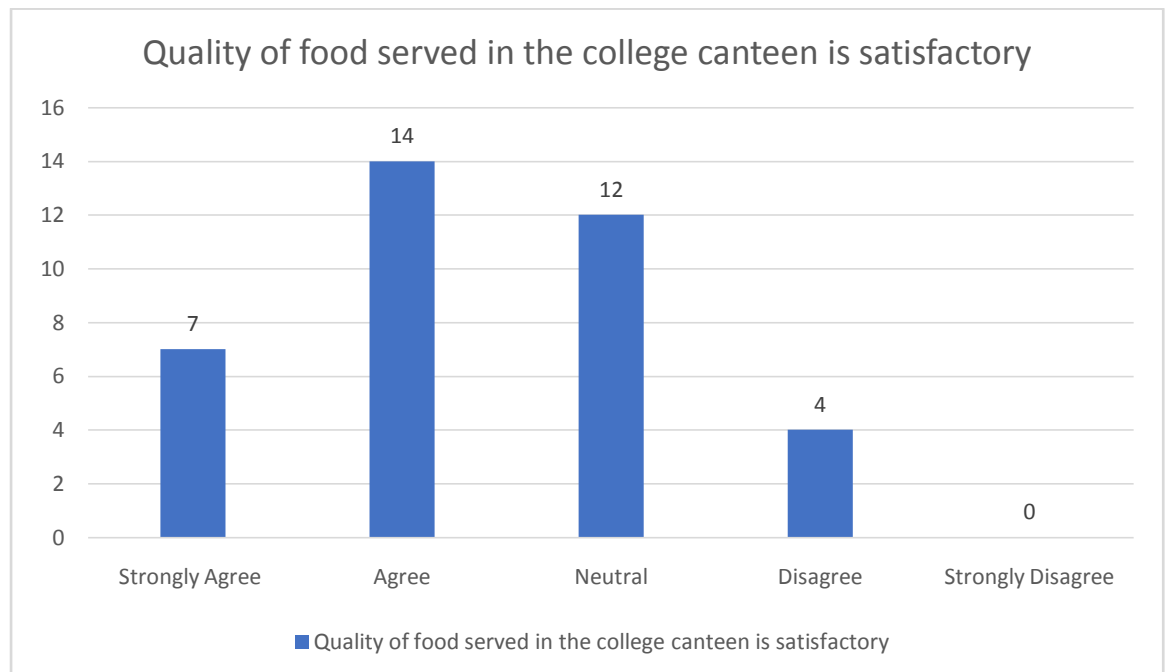
	Strongly Agree	Agree	Neutral	Disagree	Strongly disagree	Total
No of responses	10	16	10	01	0	37
In %	27.03%	43.24%	27.03%	2.70%	0	100





15. The quality of food served in the college canteen is satisfactory.

	Strongly Agree	Agree	Neutral	Disagree	Strongly disagree	Total
No of responses	07	14	12	04	0	37
In %	18.92%	37.84%	32.43%	10.81%	0	100



Feedback summary and analysis

The IQAC of the Pramathesh Barua College makes every effort to collect the feedback from its faculties and based on their feedback, college administration takes action in the planning and implementation for the next academic session. For this, IQAC prepares questionnaires and collects feedback from its faculties. In this regard, 37 responses have been collected for the academic session 2022-23. Findings under each parameter are as follows: -

- 89.19% of the teachers agrees that quality of existing classroom infrastructure supports a satisfactory teaching-learning environment, while 10.81% of the teachers remains neutral.
- 83.79% of the teachers agrees that classroom furniture, electrical equipment etc. are adequate to meet the needs of the students and teachers, while 16.21% of the teachers remains neutral.
- 86.49% of the teachers agrees that there is adequate access to ICT tools for effective teaching, while 13.51% of the teachers remains neutral over it.
- 86.49% of the teachers agrees that there is access to high speed and uninterrupted Internet/Wi-Fi facilities, while 13.51% of the teachers remains neutral.
- 81.07 % of the teachers agrees that faculty rooms are sufficiently furnished to accommodate the teachers, 13.51% teachers are neutral, while 5.41% of the teachers disagrees it.



6. 91.89% of the teachers agrees that safe and hygienic drinking water facilities are available for the faculty in/near the faculty rooms, while 8.11% teachers remain neutral.
7. 72.97% of the teachers agrees that teachers are provided with sufficient stationery material for day-to-day work, while 27.03% teachers remain neutral.
8. 75.68% of the teachers agrees that the college administration encourages the faculty for Research and Career Advancement, 21.62% teachers remain neutral, while 2.70% disagrees.
9. 81.08% of the teachers agrees that the inputs and opinions of the faculty are entertained and valued by the college administration, while 18.92% teachers remain neutral.
10. 97.30% of the teachers agrees that college library provides adequate access to books, journals, magazines etc., while 2.70% remain neutral.
11. 86.49% of the teachers agrees that the computer laboratory of the college is adequate for conducting computer aided classes for students, while 13.51% of the teachers remain neutral.
12. 94.59% of the teachers agrees that cleanliness is maintained throughout the college campus, while 5.41% of the teachers remain neutral.
13. 86.48% of the teachers agrees that washrooms for faculty are clean and hygienic and are maintained properly, while 13.51% remain neutral.
14. 70.27% of the teachers agrees that college canteen is adequately furnished to accommodate the teachers and students simultaneously, 27.03% teachers remain neutral, while 2.70% of the teachers disagrees it.
15. 56.76% of the teachers agrees that quality of food served in the college canteen is satisfactory, 32.43% teachers remain neutral, while 10.81% teachers disagree it.

Apart from the above parameters, teachers were asked to provide their suggestions for overall improvement of the college. The followings points had been prioritized in their suggestions;

1. Classroom furniture to be repaired in the Assam Type building.
2. Quality of food in the college canteen has to be improved.
3. Washrooms should be cleaned regularly.
4. ICT tools should be upgraded.
5. Classrooms should be renovated.
6. Adequate number of Drinking water facility should be installed in each block.
7. Sufficient stationery materials should be provided.